

# Masters World Cup 2025, Klosters

## Race5 - Free Technique

### Friday, 14 March



THE WORLD MASTERS CROSS-COUNTRY SKI ASSOCIATION

#### Jury

Technical Delegate FIS (TD)	Janis Lindegger	SUI
National TD Assistant	Peter Schärner	SUI
Chief of Competition	Norbert Gruber	SUI
Vice President of WMA	Klaus Pleyer	SUI
Representative of a team competing in the event	Giacomo Camozzini	ITA

#### Technical Data

Codex FIS	2381,2382,2383,2384,2385
Courses	2.5 km green / 10 km red
Lowest Point	1193 m. a. sl.
Highest Point	1210 / 1301 m. a. sl.
Height Difference	12 / 108 m
F9 – F12	6 x 2.5 km / green
M10 – M12	6 x 2.5 km / green
F7 – F8	2 x 10 km / red
M7 – M9	2 x 10 km / red
F1 – F6	3 x 10 km / red
M1 – M6	3 x 10 km / red

# Masters World Cup 2025

## Ergebnisse AKs - Race 5 - 15 KM FT






Platz	Startnr.	Name	Nat.	Jg.	Zeit	Diff.	WMA-Punkte	
<b>Race 5 - 15 KM FT</b>								
<b>Race5 15km FT - Women Age Group 09</b>								
1.	903	COLNAGHI Laura		Italy	1954	<b>50:35,1</b>	-	0,00
2.	902	TIERNAN Carolyn		United States of America	1951	<b>51:18,5</b>	+0:43,4	8,57
3.	912	HOLWAY Susan		United States of America	1952	<b>51:54,8</b>	+1:19,7	15,76
4.	901	WILTBERGER Peggy		United States of America	1951	<b>56:57,6</b>	+6:22,5	75,60
5.	917	LAGARDE Odile		France	1953	<b>58:27,8</b>	+7:52,7	93,44
6.	911	OBRIEN Bernadette		United States of America	1954	<b>1:00:47,7</b>	+10:12,6	121,10
7.	909	CHRISTY Kathy		United States of America	1950	<b>1:03:15,5</b>	+12:40,4	150,31
8.	915	FREY Edith		Austria	1950	<b>1:03:19,8</b>	+12:44,7	151,17
9.	910	GRÜNEBACH Marianne		Germany	1954	<b>1:17:26,4</b>	+26:51,3	240,00
DNS	906	WUNDERLIN MESSMER Ruth		Switzerland	1951	<b>DNS</b>		
DNS	914	LAITINEN Pirkko		Finland	1954	<b>DNS</b>		
DNS	920	SUBERG Gerti		Germany	1954	<b>DNS</b>		
<b>Race5 15km FT - Women Age Group 10</b>								
1.	951	POLJAKOVA Nadezda		Estonia	1946	<b>59:53,9</b>	-	0,00
2.	953	LEGROW Jacqueline		Canada	1949	<b>1:05:49,9</b>	+5:56,0	59,43
3.	959	PIZZEY Kathryn		Canada	1948	<b>1:07:28,6</b>	+7:34,7	75,89
4.	955	PONSONNET Annie		France	1948	<b>1:07:29,8</b>	+7:35,9	76,10
<b>Race5 15km FT - Women Age Group 11</b>								
1.	975	RACENAJA Zinaida		Latvia	1943	<b>1:03:38,9</b>	-	0,00
2.	978	GROSSEN Ursula		Switzerland	1942	<b>1:06:43,2</b>	+3:04,3	28,96
3.	976	CRAWFORD Sharon		United States of America	1944	<b>1:10:24,8</b>	+6:45,9	63,78
4.	971	CHAUMERY Marie-Jose		France	1942	<b>1:12:19,6</b>	+8:40,7	81,80
5.	977	KINGEN Dorlee		United States of America	1942	<b>1:52:33,2</b>	+48:54,3	240,00
DNS	974	CARLSEN Eva		Norway	1940	<b>DNS</b>		
<b>Race5 15km FT - Men Age Group 10</b>								
1.	9021	DARIENZO Peter		United States of America	1949	<b>45:50,8</b>	-	0,00
2.	9001	MATIKAINEN Sakari		Finland	1949	<b>46:23,7</b>	+0:32,9	7,19
3.	9016	LEITHNER Waldemar		Austria	1948	<b>48:10,4</b>	+2:19,6	30,44
4.	9010	ILGNER Josef		Germany	1948	<b>48:12,4</b>	+2:21,6	30,90
5.	9012	BRANDAUER Josef		Austria	1949	<b>48:25,0</b>	+2:34,2	33,64
6.	9005	KARKI Jouko		Finland	1948	<b>49:26,4</b>	+3:35,6	47,03
7.	9004	TSCHEMERNJAK Willibald		Austria	1945	<b>49:27,1</b>	+3:36,3	47,18
8.	9015	SUTTER Thomas		United States of America	1947	<b>53:13,9</b>	+7:23,1	96,66
9.	9025	BÄCHLER Josef		Switzerland	1949	<b>54:27,1</b>	+8:36,3	112,63
10.	9019	FRIGO Franco		Italy	1946	<b>55:16,6</b>	+9:25,8	123,43
11.	9020	GRÜNEBACH Peter		Germany	1948	<b>56:34,8</b>	+10:44,0	140,47
12.	9003	MARTY Pierre		France	1946	<b>57:09,0</b>	+11:18,2	147,94
13.	9023	KARLE Max		Germany	1947	<b>1:02:23,8</b>	+16:33,0	216,60
DNF	9027	MATEJKA Miroslav		Slovakia	1949	<b>DNF</b>		
DNS	9008	RAISANEN Paavo		Finland	1947	<b>DNS</b>		
DNS	9009	HÖFLER Ludwig		Germany	1947	<b>DNS</b>		
DNS	9032	SCHORLING William		United States of America	1949	<b>DNS</b>		
<b>Race5 15km FT - Men Age Group 11</b>								
1.	9604	GRABER Paul		Switzerland	1944	<b>48:06,0</b>	-	0,00
2.	9606	LEGROW Bruce		Canada	1944	<b>1:01:11,1</b>	+13:05,1	163,22
3.	9613	PARILAK Gerard		Slovakia	1943	<b>1:19:12,1</b>	+31:06,1	240,00
4.	9607	HELLIWELL John		Great Britain	1944	<b>1:20:34,9</b>	+32:28,9	240,00
5.	9612	LOCATELLI Alessandro		Italy	1941	<b>1:40:35,0</b>	+52:29,0	240,00
DNS	9603	GROB Andre		France	1943	<b>DNS</b>		
<b>Race5 15km FT - Men Age Group 12</b>								
1.	9702	WHITE Jack		Canada	1939	<b>57:15,6</b>	-	0,00
2.	9714	BUHELNIKOV Yuriy		Kazakhstan	1938	<b>1:08:03,5</b>	+10:47,9	113,14
3.	9705	HAHN Hans Jürgen		Germany	1937	<b>1:10:50,5</b>	+13:34,9	142,31
4.	9716	GANTENBEIN Walter		Switzerland	1938	<b>1:10:51,4</b>	+13:35,8	142,47
5.	9703	SWANSON Stephen		United States of America	1938	<b>1:30:39,7</b>	+33:24,1	240,00
DNF	9710	RIABOV Hennadii		Ukraine	1937	<b>DNF</b>		
DNS	9701	SCHÖBERL Josef		Austria	1937	<b>DNS</b>		

# Masters World Cup 2025



## Ergebnisse AKs - Race 5 - 15 KM FT

Platz	Startnr.	Name	Nat.	Jg.	Zeit	Diff.	WMA-Punkte
DNS	9704	GRAY Bob	 United States of America	1939	<b>DNS</b>		
DNS	9708	CHOPARD Daniel	 France	1939	<b>DNS</b>		
DNS	9712	BIANCHETTI Alfredo	 Italy	1935	<b>DNS</b>		

Anzahl Teilnehmer: 55

# Masters World Cup 2025

## Ergebnisse AKs - Race 5 - 20 KM FT



Platz	Startnr.	Name	Nat.	Jg.	Zeit	Diff.	WMA-Punkte	
<b>Race 5 - 20 KM FT</b>								
<b>Race5 20km FT - Women Age Group 07</b>								
1.	711	BENTON Mindy		United States of America	1963	1:02:17,4	-	0,00
2.	735	KURKI Leila		Finland	1962	1:03:33,7	+1:16,3	12,25
3.	721	SIMEON Laure		France	1964	1:05:50,0	+3:32,6	34,13
4.	729	BUISSON roselyne		France	1960	1:06:28,5	+4:11,1	40,31
5.	728	BALMER Marianne		Switzerland	1960	1:07:40,2	+5:22,8	51,82
6.	731	ALFTHAN Mary-Ann		Finland	1963	1:11:47,0	+9:29,6	91,45
7.	715	PERRIER Valérie		France	1963	1:17:06,8	+14:49,4	142,78
8.	707	HÄRER Gertrud		Germany	1961	1:19:04,0	+16:46,6	161,61
9.	726	GOUY PAILLER Laurence		France	1960	1:22:08,3	+19:50,9	191,19
10.	722	THORLAKSON Marianne Buur		Canada	1964	1:24:50,2	+22:32,8	217,19
11.	720	DE VRIES Dieuwke		Netherlands	1963	1:26:28,7	+24:11,3	233,00
12.	716	EKSZTEROWICZ Agnes		France	1962	1:33:41,5	+31:24,1	240,00
13.	719	DONOGHOE Susan		Australia	1962	1:38:41,6	+36:24,2	240,00
DNF	705	VUOKSIALA Tuija		Finland	1961	DNF		
DNF	730	HEIMANN Regine		Germany	1964	DNF		
DNS	706	KUITTINEN Jaana		Finland	1962	DNS		
DNS	712	FEURLE Andrea		Austria	1961	DNS		
DNS	718	KLÖTER KÜNDIG Uta		Switzerland	1960	DNS		
DNS	724	HEIN Elwira		Germany	1963	DNS		
DNS	727	DIFOLCO Donna		United States of America	1964	DNS		
<b>Race5 20km FT - Women Age Group 08</b>								
1.	817	GUENTHER Jan		United States of America	1959	1:02:01,0	-	0,00
2.	801	PAKKONEN Sirpa		Finland	1957	1:04:54,7	+2:53,7	28,01
3.	810	BEATSON Lesley		Canada	1958	1:08:54,8	+6:53,8	66,72
4.	811	DEFEMME Anne		France	1959	1:10:46,3	+8:45,3	84,70
5.	804	IDAVAIN Tiina		Estonia	1957	1:11:01,8	+9:00,8	87,20
6.	820	MCCLAIN MADDEN Maria		United States of America	1955	1:11:29,6	+9:28,6	91,68
7.	808	GALEN Bjrg		Norway	1957	1:12:59,2	+10:58,2	106,12
8.	824	WULLSCHLEGER Catherine		Switzerland	1956	1:13:39,9	+11:38,9	112,68
9.	812	HOWAT Laura		United States of America	1959	1:15:38,9	+13:37,9	131,88
10.	822	DECKER Cynthia		United States of America	1958	1:15:42,2	+13:41,2	132,40
11.	809	DAVIES Kathleen		Canada	1958	1:16:00,5	+13:59,5	135,35
12.	821	FALCH marie christine		France	1958	1:19:16,1	+17:15,1	166,90
DNS	805	KAACKOLAHTI Eila		Finland	1955	DNS		
DNS	806	KACZMAREK Susan		Canada	1959	DNS		
DNS	815	KOFLER Hedwig		Austria	1957	DNS		
<b>Race5 20km FT - Men Age Group 07</b>								
1.	7005	BENETTI Francesco		Italy	1962	52:20,1	-	0,00
2.	7013	MAY Roland		Switzerland	1961	52:21,4	+0:01,3	0,25
3.	7097	GROB Armin		Switzerland	1962	52:22,2	+0:02,1	0,40
4.	7083	NISSINEN Arto		Finland	1964	52:23,7	+0:03,6	0,69
5.	7010	APPIUS Christoph		Switzerland	1962	52:24,6	+0:04,5	0,86
6.	7009	MAKAREWICZ Barry		United States of America	1961	52:37,7	+0:17,6	3,37
7.	7101	VONTOBEL Hano		Switzerland	1964	54:06,3	+1:46,2	20,29
8.	7072	CHEKH Vitaliy		Ukraine	1964	54:19,7	+1:59,6	22,85
9.	7054	HABEGGER Hans-Rudolf		Switzerland	1962	54:38,7	+2:18,6	26,48
10.	7014	CONFORTOLA Pierino		Italy	1961	54:52,3	+2:32,2	29,07
11.	7006	STORVALL Stefan Jan		Finland	1961	54:53,4	+2:33,3	29,29
12.	7016	ZELEZNIKAR Janko		Slovenia	1961	54:53,5	+2:33,4	29,30
13.	7004	ENGEL Yann		Switzerland	1960	54:56,3	+2:36,2	29,84
14.	7058	MARSHALL-PRYDE Shaun		United States of America	1962	56:10,8	+3:50,7	44,07
15.	7021	KRONBICHLER Reinhard		Austria	1960	56:25,3	+4:05,2	46,84
16.	7029	STROLZ Christoph		Austria	1964	56:26,6	+4:06,5	47,09
17.	7036	BERCIK Jan		Slovakia	1962	56:41,4	+4:21,3	49,92
18.	7002	NURMI Kari		Finland	1961	57:33,9	+5:13,8	59,96
19.	7024	VALUSKA Jan		Slovakia	1962	58:14,0	+5:53,9	67,61
20.	7055	ALDER Norbert		Switzerland	1963	58:14,3	+5:54,2	67,68
21.	7060	THORLAKSON Brad		Canada	1963	59:00,9	+6:40,8	76,57

# Masters World Cup 2025

## Ergebnisse AKs - Race 5 - 20 KM FT



Platz	Startnr.	Name	Nat.	Jg.	Zeit	Diff.	WMA-Punkte	
22.	7025	WAICHLER Scott		United States of America	1961	59:08,1	+6:48,0	77,95
23.	7052	PESKE Christopher		United States of America	1961	1:00:02,8	+7:42,7	88,40
24.	7095	ACHERMANN Urs		Switzerland	1962	1:00:12,8	+7:52,7	90,32
25.	7099	KURONEN Velimatti		Finland	1964	1:00:18,0	+7:57,9	91,32
26.	7042	BABNIC Pavel		Slovakia	1960	1:00:25,0	+8:04,9	92,65
27.	7068	THEFO STEPHANE		France	1964	1:00:25,7	+8:05,6	92,79
28.	7056	KOSHEWNIKOW Igor		Germany	1963	1:00:51,0	+8:30,9	97,62
29.	7035	WEGLARZ Michael		United States of America	1962	1:01:15,7	+8:55,6	102,33
30.	7096	DEFONDS Patrick		France	1963	1:01:16,0	+8:55,9	102,40
31.	7059	VEREST Jos		Netherlands	1960	1:02:01,7	+9:41,6	111,12
32.	7039	SIMON Ewald		Germany	1962	1:02:15,7	+9:55,6	113,79
33.	7061	MAGI Allan		Canada	1963	1:02:35,1	+10:15,0	117,52
34.	7044	VICIAN Vladimir		Slovakia	1961	1:03:01,0	+10:40,9	122,46
35.	7046	TEELING Sidney		Netherlands	1960	1:04:08,2	+11:48,1	135,30
36.	7100	ALIKIN Sergej		Germany	1963	1:04:09,1	+11:49,0	135,46
37.	7043	BEAUPRE Michel		Canada	1963	1:05:14,8	+12:54,7	148,02
38.	7064	DEBONTRIDE Henri		France	1963	1:05:26,3	+13:06,2	150,21
39.	7094	PIALI Simi		Switzerland	1963	1:06:17,1	+13:57,0	159,92
40.	7041	HEIN Sergej		Germany	1961	1:06:39,7	+14:19,6	164,25
41.	7071	HUILLIER Eric		France	1964	1:07:05,8	+14:45,7	169,22
42.	7074	DUNN Robert		Australia	1962	1:08:04,5	+15:44,4	180,46
43.	7069	MAIN Andy		United States of America	1964	1:09:08,1	+16:48,0	192,60
44.	7089	MAURER Sid		United States of America	1961	1:09:28,9	+17:08,8	196,57
45.	7092	VILLAR LLINÁS FRANCISCO		Spain	1964	1:10:19,8	+17:59,7	206,31
46.	7070	KIMM Ed		United States of America	1960	1:10:57,4	+18:37,3	213,48
47.	7048	PATRICK Jeffrey		United States of America	1962	1:11:52,8	+19:32,7	224,06
48.	7051	SEAY Kevin		United States of America	1963	1:11:59,3	+19:39,2	225,31
49.	7102	HJALMARSSON Per		United States of America	1963	1:13:33,9	+21:13,8	240,00
50.	7076	THOMASSIN Richard		France	1960	1:14:22,2	+22:02,1	240,00
51.	7075	WISNESKI Dan		United States of America	1960	1:24:33,0	+32:12,9	240,00
52.	7065	GARNIER MICHEL		France	1960	1:27:53,8	+35:33,7	240,00
DNF	7088	MEEHAN Stephen		Australia	1960	DNF		
DNS	7008	CELON Nicola		Italy	1964	DNS		
DNS	7011	MURDOCH Kent		United States of America	1961	DNS		
DNS	7018	BRIDGFORD Lindsay		Australia	1962	DNS		
DNS	7019	SCHÖNFELD Romuald		Austria	1964	DNS		
DNS	7020	CHEVALLIER Nicolas		France	1962	DNS		
DNS	7033	EKSZTEROWICZ Thierry		France	1962	DNS		
DNS	7047	DEMPSEY Pete		United States of America	1960	DNS		
DNS	7050	OLENCHEK Dave		United States of America	1964	DNS		
DNS	7073	LINTUKORPI Harri		Finland	1962	DNS		
DNS	7082	NEJROTTI Andrea		Italy	1960	DNS		
DNS	7084	INNERHOFER Johann		Austria	1960	DNS		
DNS	7104	BURCH Renato		Switzerland	1961	DNS		

### Race5 20km FT - Men Age Group 08

1.	8007	USATOV Alexander		Romania	1959	53:03,2	-	0,00
2.	8011	HERBURGER Franz		Austria	1959	53:13,3	+0:10,1	1,90
3.	8013	CHAPUT Claude		Canada	1958	54:43,4	+1:40,2	18,89
4.	8015	SCHLOSS Jeff		United States of America	1958	55:43,1	+2:39,9	30,12
5.	8008	VEJNAR Josef		Czech Republic	1957	56:04,3	+3:01,1	34,13
6.	8009	MICH Francesco		Italy	1956	56:05,8	+3:02,6	34,41
7.	8004	DE BIASI Leo		Italy	1955	56:08,0	+3:04,8	34,82
8.	8018	KOLB Helmut		Austria	1959	57:22,0	+4:18,8	48,77
9.	8065	BUISSON camille		France	1957	58:31,0	+5:27,8	61,78
10.	8086	LEONHARD Wolfgang		Germany	1956	58:33,6	+5:30,4	62,26
11.	8025	GOUY PAILLER Jacques		France	1957	59:15,0	+6:11,8	70,07
12.	8085	BEELER Karl		Switzerland	1959	59:45,5	+6:42,3	75,83
13.	8028	ALDE' Stefano		Italy	1959	59:45,7	+6:42,5	75,87
14.	8023	WUTTE Toni		Austria	1958	1:00:12,0	+7:08,8	80,82
15.	8017	NEDVED Miroslav		Czech Republic	1956	1:00:20,0	+7:16,8	82,32
16.	8038	DUBOIS Marcel		Switzerland	1959	1:01:32,5	+8:29,3	95,98
17.	8010	MURA Jean Marc		France	1956	1:03:39,9	+10:36,7	120,00

# Masters World Cup 2025

## Ergebnisse AKs - Race 5 - 20 KM FT



Platz	Startnr.	Name	Nat.	Jg.	Zeit	Diff.	WMA-Punkte	
18.	8047	PETHYBRIDGE Wayne		Australia	1959	1:03:57,5	+10:54,3	123,31
19.	8057	ZANOLI Werner		Switzerland	1956	1:05:05,6	+12:02,4	136,17
20.	8039	LEVRINO Gilbert		France	1957	1:05:29,4	+12:26,2	140,65
21.	8045	SIARNIK Pavel		Slovakia	1959	1:06:06,0	+13:02,8	147,55
22.	8041	KOUBEK Libor		Czech Republic	1957	1:07:25,9	+14:22,7	162,60
23.	8042	TAJET Tore		Norway	1958	1:07:37,8	+14:34,6	164,85
24.	8051	HOLE Jay		United States of America	1958	1:08:48,5	+15:45,3	178,17
25.	8031	SJOBLOM Klaus		Finland	1955	1:08:54,4	+15:51,2	179,28
26.	8070	DOUDNIKOFF Yves		France	1956	1:09:06,4	+16:03,2	181,54
27.	8059	KOLESER Raymond		United States of America	1957	1:09:08,2	+16:05,0	181,88
28.	8046	SOLIGNAC Hervé		France	1958	1:09:09,4	+16:06,2	182,10
29.	8024	BLADEL Randal		United States of America	1956	1:09:46,1	+16:42,9	189,03
30.	8049	GOODMAN Laird		United States of America	1956	1:11:34,8	+18:31,6	209,51
31.	8056	TOUPIN Paul		Canada	1959	1:13:12,4	+20:09,2	227,91
32.	8074	BOURNE Jonathan		United States of America	1956	1:14:54,1	+21:50,9	240,00
33.	8048	SIMPSON David		Australia	1957	1:15:07,5	+22:04,3	240,00
34.	8053	ZAHARIAS Zac		Australia	1956	1:15:27,3	+22:24,1	240,00
35.	8029	TSCHAENN RAYMOND		France	1955	1:19:28,7	+26:25,5	240,00
36.	8055	WORSNOP Gregory		United States of America	1955	1:20:33,3	+27:30,1	240,00
37.	8062	FALCH Etienne		France	1955	1:23:59,6	+30:56,4	240,00
DNF	8005	HAAS Erwin		Germany	1957	DNF		
DNS	8012	PFATRISCH Peter		Germany	1959	DNS		
DNS	8021	BAIC Milan		United States of America	1959	DNS		
DNS	8030	FEURLE Oswald		Austria	1956	DNS		
DNS	8033	BERLIAT Jean-Marc		France	1956	DNS		
DNS	8040	BLOESCH Urs		Switzerland	1956	DNS		
DNS	8050	JOSS Herbert		Switzerland	1955	DNS		
DNS	8058	LAMBERT Peter		Australia	1957	DNS		
DNS	8061	MADDEN Robert		United States of America	1958	DNS		
DNS	8067	AULADELL VILA ANTON		Spain	1957	DNS		
DNS	8071	HERMANRUD Christian		Norway	1956	DNS		
DNS	8075	STRANDLIE Audun		Norway	1959	DNS		
DNS	8079	KAUPP Rainer		Germany	1956	DNS		
DNS	8081	GUGGISBERG Hans		Switzerland	1958	DNS		













### Race5 20km FT - Men Age Group 09

1.	8603	NOECKLER Friedrich		Italy	1953	57:17,5	-	0,00
2.	8618	PENNANEN Aito		Finland	1954	58:59,3	+1:41,8	17,78
3.	8606	KINDSCHI Nic		Switzerland	1951	59:13,3	+1:55,8	20,21
4.	8616	HAMILTON Stuart		Canada	1954	1:00:20,1	+3:02,6	31,88
5.	8663	FLORINETT Marcus		Switzerland	1953	1:00:28,5	+3:11,0	33,34
6.	8624	RELLING Geir Inge		Norway	1954	1:01:50,6	+4:33,1	47,67
7.	8604	VIKINGSTAD Einar		Norway	1951	1:02:37,6	+5:20,1	55,88
8.	8629	PULLINEN Timo		Finland	1954	1:03:41,6	+6:24,1	67,05
9.	8608	BLUM Konrad		Germany	1952	1:04:51,4	+7:33,9	79,23
10.	8619	MOORE Steven		United States of America	1954	1:06:29,2	+9:11,7	96,29
11.	8623	CECCATO Gino		Italy	1952	1:07:47,0	+10:29,5	109,88
12.	8635	FREY Lambert		Austria	1950	1:07:55,6	+10:38,1	111,39
13.	8669	GEHRIG Karl		Switzerland	1954	1:09:51,4	+12:33,9	131,60
14.	8636	LAFFAY Alain		France	1950	1:10:45,7	+13:28,2	141,07
15.	8633	BELL Mike		Canada	1952	1:12:33,6	+15:16,1	159,91
16.	8651	COLE Steven		United States of America	1952	1:12:45,7	+15:28,2	162,01
17.	8630	CAMP Don		United States of America	1952	1:14:12,9	+16:55,4	177,23
18.	8660	SCHNIDER Leo		Switzerland	1954	1:15:00,9	+17:43,4	185,61
19.	8652	FLOWER Bob		Australia	1952	1:15:23,1	+18:05,6	189,49
20.	8661	BUDGE Len		Australia	1951	1:19:46,0	+22:28,5	235,38
21.	8631	WEST Russell		United States of America	1953	1:19:50,3	+22:32,8	236,13
22.	8662	BLAKE Adrian		Australia	1954	1:19:55,3	+22:37,8	237,00
23.	8643	WINTERHALTER Marc		France	1951	1:21:38,7	+24:21,2	240,00
24.	8632	PIZZEY Leonard		Canada	1951	1:22:21,0	+25:03,5	240,00
25.	8664	SCHMOKER Mike		United States of America	1953	1:22:25,5	+25:08,0	240,00
26.	8638	ALLAN Michael		United States of America	1953	1:22:27,0	+25:09,5	240,00
27.	8648	MACARTNEY Peter		Australia	1953	1:30:09,9	+32:52,4	240,00

# Masters World Cup 2025



## Ergebnisse AKs - Race 5 - 20 KM FT

Platz	Startnr.	Name	Nat.	Jg.	Zeit	Diff.	WMA-Punkte	
28.	8665	PUCHNER Chris		United States of America	1953	1:49:02,5	+51:45,0	240,00
DNS	8607	BALTROMEJUS Karl-Heinz		Germany	1952	DNS		
DNS	8610	DAWSON Ken		United States of America	1950	DNS		
DNS	8611	ROSENLUND Tom		Finland	1954	DNS		
DNS	8612	NICK Reto		Switzerland	1952	DNS		
DNS	8614	KOFLER Richard		Austria	1954	DNS		
DNS	8620	STRENG Peter		Austria	1953	DNS		
DNS	8642	BARRETTE Kim		United States of America	1954	DNS		
DNS	8644	KÜNDIG Megge		Switzerland	1952	DNS		
DNS	8654	BERTI MAURIZIO		Italy	1952	DNS		
DNS	8658	ROZE Christian		France	1950	DNS		
DNS	8659	WILL Douglas		United States of America	1951	DNS		

Anzahl Teilnehmer: 190

# Masters World Cup 2025

## Ergebnisse AKs - Race 5 - 30 KM FT



Platz	Startnr.	Name	Nat.	Jg.	Zeit	Diff.	WMA-Punkte
<b>Race 5 - 30 KM FT</b>							
<b>Race5 30km FT - Women Age Group 01</b>							
1.	105	DE WIT Tosca		Netherlands	1993	1:32:55,7	- 0,00
2.	102	SIMPANEN Hanna-Mari		Finland	1990	1:39:28,0	+6:32,3 42,22
3.	103	MCDUFFIE Laura		United States of America	1993	1:44:58,5	+12:02,8 77,79
DNS	104	GALÄEN Hege		Norway	1994	DNS	
<b>Race5 30km FT - Women Age Group 02</b>							
1.	204	STEINBACHER Barbara		Switzerland	1986	1:43:22,1	- 0,00
<b>Race5 30km FT - Women Age Group 03</b>							
1.	316	OHEARN Erica		United States of America	1983	1:25:05,2	- 0,00
2.	313	IRION Mira		Switzerland	1981	1:25:38,6	+0:33,4 3,92
3.	302	KUBIN Minna		Finland	1984	1:29:48,8	+4:43,6 33,32
4.	310	WILLBERG Anna		Finland	1980	1:33:44,6	+8:39,4 61,04
5.	311	NEHRING Jessica		United States of America	1981	1:36:39,1	+11:33,9 81,55
6.	309	WILSON Michelle		United States of America	1984	1:38:15,5	+13:10,3 92,88
DNF	318	MARIA Abulkhanova		Luxembourg	1981	DNF	
DNS	301	RIEDL Hanna		Germany	1983	DNS	
DNS	303	DAWSON Natalie		United States of America	1980	DNS	
DNS	308	VOGLER Barbara		Germany	1982	DNS	
DNS	312	BATTLES Cara		United States of America	1980	DNS	
<b>Race5 30km FT - Women Age Group 04</b>							
1.	402	MUTSCHELLER Sigrid		Germany	1976	1:21:52,1	- 0,00
2.	405	CSERNESCKI Camelia Ana		Italy	1979	1:27:42,0	+5:49,9 42,74
3.	413	SUNDBERG Maria		Switzerland	1979	1:35:20,5	+13:28,4 98,75
4.	406	KOVASIPI Hanna		Finland	1975	1:39:31,8	+17:39,7 129,44
5.	407	HANIVER Kelley		Great Britain	1977	1:42:49,9	+20:57,8 153,63
6.	412	STEINER Bronwen		Great Britain	1976	1:54:44,9	+32:52,8 240,00
DNS	410	TIRPSANSKA Marina		Slovakia	1975	DNS	
DNS	414	SYREN Christine		France	1976	DNS	
<b>Race5 30km FT - Women Age Group 05</b>							
1.	518	WAGENFÜHR Sandra		Switzerland	1971	1:26:53,1	- 0,00
2.	503	KURONEN Jonna		Finland	1974	1:27:12,2	+0:19,1 2,19
3.	505	EISCHER Birgit		Austria	1972	1:28:50,3	+1:57,2 13,49
4.	519	STECHE Seraina		Switzerland	1970	1:31:26,1	+4:33,0 31,42
5.	504	MYREVIK-SVENLIN Ulrika		Finland	1973	1:36:23,4	+9:30,3 65,63
6.	506	SAVERAID Erika		United States of America	1974	1:37:16,4	+10:23,3 71,74
7.	507	GALINAT Stacey		United States of America	1971	1:48:53,6	+22:00,5 151,98
8.	514	CERUTTI Elena		Italy	1970	1:50:52,5	+23:59,4 165,67
DNS	502	SALMON Laura		Canada	1970	DNS	
DNS	509	SZOCS Amanda		Canada	1972	DNS	
DNS	510	LAUZIER Nathalie		Canada	1972	DNS	
DNS	515	LÖSCHKE Sabine		Germany	1973	DNS	
<b>Race5 30km FT - Women Age Group 06</b>							
1.	609	MCCABE Laura		United States of America	1966	1:27:21,2	- 0,00
2.	603	MUNUKKA Katri		Finland	1966	1:30:35,5	+3:14,3 22,24
3.	602	BIANCHETTI CALANDRY Lucia		Italy	1966	1:33:06,4	+5:45,2 39,51
4.	627	SCHROLL Irene		Germany	1966	1:34:52,8	+7:31,6 51,70
5.	613	SCHEER Jane		Australia	1967	1:41:27,7	+14:06,5 96,90
6.	612	LEIMANE Zanete		Latvia	1967	1:43:03,8	+15:42,6 107,90
7.	616	RETTENEGGER Liudmila		Germany	1969	1:44:39,8	+17:18,6 118,89
8.	611	MCKELVEY Mary		United States of America	1968	1:46:04,7	+18:43,5 128,61
9.	610	ARNOLD Sabine		United States of America	1966	1:47:23,2	+20:02,0 137,59
10.	630	DELLI ZUANI Michela		Italy	1969	1:48:32,5	+21:11,3 145,53
11.	625	DUNN Irene		Australia	1965	2:02:13,8	+34:52,6 239,55
12.	626	FINNOFF Colleen		United States of America	1967	2:08:11,0	+40:49,8 240,00
13.	618	FISCHER Emily		United States of America	1968	2:10:47,3	+43:26,1 240,00
14.	619	VECTIRANE Inese		Latvia	1967	2:22:37,0	+55:15,8 240,00
DNS	604	BREGULLA-LINKE Claudia		Germany	1967	DNS	
DNS	615	SANDFORD Marilyn		United States of America	1965	DNS	



# Masters World Cup 2025



## Ergebnisse AKs - Race 5 - 30 KM FT

Platz	Startnr.	Name	Nat.	Jg.	Zeit	Diff.	WMA-Punkte
DNS	620	WOOD Bobbi		United States of America	1966	DNS	
DNS	623	LOHMANN Ulrike		Switzerland	1966	DNS	
DNS	624	ENGLERT Robyn		Australia	1968	DNS	
DNS	628	BILOUS Tetyana		Ukraine	1966	DNS	

### Race5 30km FT - Men Age Group 01

1.	1001	BECKER Manuel		Germany	1990	1:17:23,9	-	0,00
2.	1006	FEURSTEIN Kilian		Austria	1994	1:23:28,0	+6:04,1	47,04
3.	1005	GOUGEON Alexis		Canada	1994	1:26:48,2	+9:24,3	72,91
4.	1010	VENZHEGA Alexey		Germany	1991	1:34:59,8	+17:35,9	136,43
5.	1011	TRABATTONI Giacomo		Switzerland	1992	1:39:05,0	+21:41,1	168,10
DNS	1002	TOPLITSCH Harald		Austria	1992	DNS		
DNS	1004	TRIFUNOVIC Aleksandar		Germany	1990	DNS		
DNS	1008	BOSSHART Adrian		Switzerland	1994	DNS		
DNS	1012	TRAJANOSKI Ljupcho		Estonia	1993	DNS		
DNS	2011	FURGER Roman		Switzerland	1990	DNS		

### Race5 30km FT - Men Age Group 02

1.	2006	WILSON Brett		United States of America	1985	1:22:05,6	-	0,00
2.	2003	HENNING Michael		Germany	1985	1:22:52,2	+0:46,6	5,66
3.	2001	MAFFEIS Davide		Italy	1987	1:24:10,6	+2:05,0	15,22
DNS	2005	BURT Mark		Great Britain	1989	DNS		
DNS	2007	WILL Jason		United States of America	1986	DNS		
DNS	2008	WENZL Ludwig		Germany	1987	DNS		
DNS	2009	COLOGNA Dario		Switzerland	1986	DNS		

### Race5 30km FT - Men Age Group 03

1.	3026	LIVERS Toni		Switzerland	1983	1:10:08,3	-	0,00
2.	3025	BOGDANOV Evgeny		Switzerland	1983	1:13:06,5	+2:58,2	25,40
3.	3028	FISCHER Remo		Switzerland	1981	1:16:56,7	+6:48,4	58,21
4.	3002	GUSTAFSSON Joachim		Finland	1980	1:17:40,0	+7:31,7	64,39
5.	3005	OIKARINEN Jukka		Finland	1981	1:19:00,1	+8:51,8	75,81
6.	3009	WOLF Jean-noel		France	1982	1:19:19,2	+9:10,9	78,54
7.	3018	VÄHÄMETSÄ Juha		Finland	1981	1:19:26,4	+9:18,1	79,56
8.	3006	GUSTAFSSON Johan		Finland	1982	1:20:37,8	+10:29,5	89,73
9.	3022	SHCHEPA Stanislav		Ukraine	1981	1:26:37,5	+16:29,2	141,03
10.	3019	OHEARN John		United States of America	1980	1:27:42,5	+17:34,2	150,30
11.	3010	BROCHU Frédéric		Canada	1984	1:28:18,8	+18:10,5	155,47
12.	3004	BODNIEKS Valdis		Latvia	1983	1:29:28,9	+19:20,6	165,47
13.	3012	HUNKEL Andreas		Germany	1984	1:30:10,9	+20:02,6	171,45
14.	3014	FONTAINE Marc-André		Canada	1980	1:31:54,0	+21:45,7	186,15
15.	3013	OYLER Bill		United States of America	1980	1:41:13,5	+31:05,2	240,00
16.	3020	TREDENNICK Andrew		United States of America	1984	1:41:42,0	+31:33,7	240,00
DNS	3011	STEBEL Franz		Germany	1980	DNS		
DNS	3015	FELDER Manuel		Switzerland	1981	DNS		
DNS	3027	PERL Curdin		Switzerland	1984	DNS		
DNS	3030	ZHURAVEL Arsen		Ukraine	1980	DNS		

### Race5 30km FT - Men Age Group 04

1.	4002	HOLIGA Jan		Slovakia	1977	1:18:22,0	-	0,00
2.	4003	EGGENBERGER Michael		Switzerland	1977	1:18:23,1	+0:01,1	0,13
3.	4010	VOGLER Michael		Germany	1977	1:22:40,3	+4:18,3	32,95
4.	4008	USCHOLD Wolfgang		Germany	1976	1:22:42,4	+4:20,4	33,22
5.	4013	PULKKINEN Pertti		Finland	1979	1:22:45,9	+4:23,9	33,67
6.	4024	SALO Janne		Finland	1977	1:26:12,8	+7:50,8	60,07
7.	4015	UHLIG Oliver		Germany	1977	1:27:16,8	+8:54,8	68,24
8.	4007	RASMUSSEN David		United States of America	1979	1:29:08,1	+10:46,1	82,43
9.	4014	PESTA Petr		Czech Republic	1975	1:32:13,2	+13:51,2	106,06
10.	4023	STEINEGGER Marc		Switzerland	1978	1:34:29,3	+16:07,3	123,42
11.	4020	BLANIN Aleksei		Grenada	1975	1:43:15,6	+24:53,6	190,58
12.	4018	BOWSKILL Jon		Great Britain	1975	2:07:43,2	+49:21,2	240,00
DNF	4009	KÜNZLER Markus		Austria	1976	DNF		
DNS	4017	WYLIE Neil		Australia	1976	DNS		
DNS	4019	TOMAHOGH Jan		Slovakia	1978	DNS		

# Masters World Cup 2025

## Ergebnisse AKs - Race 5 - 30 KM FT



Platz	Startnr.	Name	Nat.	Jg.	Zeit	Diff.	WMA-Punkte
DNS	4021	GAGLIANO Marc		France	1979	DNS	
<b>Race5 30km FT - Men Age Group 05</b>							
1.	5001	DEFILA Nicola		Switzerland	1972	1:15:15,2	- 0,00
2.	5003	KALLIOKOSKI Jari		Finland	1974	1:17:52,1	+2:36,9 20,84
3.	5017	GRÜTER Reto		Switzerland	1973	1:18:04,1	+2:48,9 22,44
4.	5020	ZHITENEV Ivan		Switzerland	1972	1:21:55,6	+6:40,4 53,20
5.	5040	SVENLIN Sören		Finland	1970	1:22:04,9	+6:49,7 54,44
6.	5006	CADI Antoine		France	1973	1:22:42,1	+7:26,9 59,37
7.	5037	OBRIST Christian		Austria	1974	1:22:51,3	+7:36,1 60,59
8.	5010	RIDAMÄE Aivar		Estonia	1970	1:23:29,5	+8:14,3 65,68
9.	5012	MULLENS Brook		United States of America	1972	1:23:38,6	+8:23,4 66,89
10.	5019	RAGGER Josef		Austria	1972	1:24:16,3	+9:01,1 71,90
11.	5013	SIMURDA Richard		Czech Republic	1971	1:24:28,7	+9:13,5 73,54
12.	5041	WAGENFÜHR Thomas		Switzerland	1971	1:24:31,4	+9:16,2 73,89
13.	5030	STRANEL Jiri		Czech Republic	1972	1:27:06,2	+11:51,0 94,46
14.	5023	EISCHER Ronald		Austria	1971	1:27:38,1	+12:22,9 98,70
15.	5015	CHAZEAU Jean-Yves		France	1972	1:29:20,2	+14:05,0 112,28
16.	5038	MAAG Reto		Switzerland	1971	1:30:21,4	+15:06,2 120,41
17.	5039	MÜLLAUER Andreas		Austria	1973	1:30:25,9	+15:10,7 121,01
18.	5028	MÜLLER Andre		Germany	1972	1:31:08,2	+15:53,0 126,62
19.	5026	TRIZNA Viliam		Slovakia	1971	1:31:09,2	+15:54,0 126,76
20.	5009	NEUFELD Jeremy		Canada	1974	1:31:13,4	+15:58,2 127,32
21.	5024	GEORGES Denis		France	1971	1:31:21,7	+16:06,5 128,42
22.	5042	YOUNG Dan		United States of America	1970	1:38:36,8	+23:21,6 186,23
23.	5031	GOETTELMANN Philippe		France	1974	1:48:02,8	+32:47,6 240,00
DNF	5044	MACLACHLAN Mark		United States of America	1973	DNF	
DNF	5045	SIMURDA Martin		Czech Republic	1972	DNF	
DNS	5004	GRAF Thomas		Switzerland	1973	DNS	
DNS	5016	HOLIS Martin		Czech Republic	1974	DNS	
DNS	5025	BORRMANN Jens		Germany	1974	DNS	
DNS	5027	FRITZENWENGER Hubert		Germany	1972	DNS	
DNS	5032	CHAMBERS Gary		Canada	1974	DNS	
DNS	5034	DANNER Sepp		Germany	1970	DNS	
DNS	5047	GLASBRENNER Jochen		Germany	1974	DNS	
<b>Race5 30km FT - Men Age Group 06</b>							
1.	6001	VALMESTAD Truls		Norway	1966	1:17:49,1	- 0,00
2.	6003	PÄRNPUU Raivo		Estonia	1967	1:19:00,2	+1:11,1 9,13
3.	6012	WOOD Thomas		United States of America	1969	1:20:17,8	+2:28,7 19,10
4.	6002	KARU Virgo		Estonia	1967	1:21:03,7	+3:14,6 25,00
5.	6068	GERBER Hansjürg		Switzerland	1966	1:21:09,8	+3:20,7 25,79
6.	6052	SCHNEIDER Urs		Switzerland	1969	1:22:51,6	+5:02,5 38,87
7.	6032	ZÜRCHER Markus		Switzerland	1968	1:22:56,7	+5:07,6 39,53
8.	6011	PETR Pavel		Czech Republic	1969	1:23:29,9	+5:40,8 43,79
9.	6028	BAUER Gerhard		Germany	1968	1:23:34,5	+5:45,4 44,38
10.	6008	PROVOD Ladislav		Czech Republic	1968	1:24:16,7	+6:27,6 49,81
11.	6006	VAN ORDEN Tim		United States of America	1968	1:24:24,2	+6:35,1 50,77
12.	6061	YURII Gryniv		Ukraine	1966	1:25:12,3	+7:23,2 56,95
13.	6066	JUPPE Bernd		Austria	1967	1:26:11,8	+8:22,7 64,60
14.	6057	SIMEON Walter		Switzerland	1969	1:27:09,0	+9:19,9 71,95
15.	6018	MOLGAT Jean-Paul		Canada	1968	1:28:19,8	+10:30,7 81,04
16.	6077	ARQUINT Gian Paul		Switzerland	1969	1:28:40,4	+10:51,3 83,69
17.	6033	DEMETER Richard		Slovakia	1965	1:29:22,2	+11:33,1 89,07
18.	6023	FREY Scott		United States of America	1965	1:30:12,8	+12:23,7 95,57
19.	6070	KÜCHLER Hans		Switzerland	1969	1:30:41,8	+12:52,7 99,29
20.	6039	HÖRHAN Jürgen		Austria	1969	1:31:33,5	+13:44,4 105,94
21.	6081	LOCHER Thomas		Switzerland	1966	1:32:28,2	+14:39,1 112,97
22.	6041	HEINZ Andrei		Germany	1969	1:32:31,1	+14:42,0 113,34
23.	6027	BODUCH Douglas		United States of America	1969	1:33:23,5	+15:34,4 120,07
24.	6037	LIENHARD Dominique		France	1965	1:33:34,5	+15:45,4 121,48
25.	6035	HOESS Anderl		Germany	1969	1:35:45,4	+17:56,3 138,31
26.	6058	KOSTELNIK Edo		Slovakia	1969	1:36:09,4	+18:20,3 141,40

# Masters World Cup 2025



## Ergebnisse AKs - Race 5 - 30 KM FT

Platz	Startnr.	Name	Nat.	Jg.	Zeit	Diff.	WMA-Punkte	
27.	6069	ENGEL Dimitri		Switzerland	1965	<b>1:37:43,5</b>	+19:54,4	153,48
28.	6050	SAGE-MARTINSON Jonathan		United States of America	1969	<b>1:39:21,3</b>	+21:32,2	166,06
29.	6056	DE PABLO ROBLEDO JUAN CARLOS		Luxembourg	1969	<b>1:40:34,9</b>	+22:45,8	175,51
30.	6048	MEYER DAVID		United States of America	1969	<b>1:40:42,0</b>	+22:52,9	176,42
31.	6065	LAPRADE Sylvain		Canada	1968	<b>1:41:21,8</b>	+23:32,7	181,53
32.	6059	FINNOFF Greg		United States of America	1967	<b>1:43:46,0</b>	+25:56,9	200,07
33.	6038	SCHRENK Michael		Germany	1967	<b>1:46:56,5</b>	+29:07,4	224,55
34.	6043	BOUDRY John		United States of America	1965	<b>1:47:02,7</b>	+29:13,6	225,34
35.	6042	SWANSON Eric		United States of America	1965	<b>1:51:16,7</b>	+33:27,6	240,00
36.	6064	KREMSEK Dietmar		Austria	1968	<b>2:06:39,8</b>	+48:50,7	240,00
DSQ	6034	NEUMEIER Frank		Germany	1968	<b>DSQ</b>		
DNS	6010	BLONDEAU Jérôme		France	1965	<b>DNS</b>		
DNS	6015	AUBERT Patrick		France	1969	<b>DNS</b>		
DNS	6016	STRAIF Josef		Austria	1968	<b>DNS</b>		
DNS	6022	GROTZ Michael		Germany	1965	<b>DNS</b>		
DNS	6024	MAIER Reinhard		Austria	1968	<b>DNS</b>		
DNS	6025	KUTTER Michael		Germany	1965	<b>DNS</b>		
DNS	6026	HACHMANN Andreas		Germany	1965	<b>DNS</b>		
DNS	6031	DOWNING John		United States of America	1966	<b>DNS</b>		
DNS	6036	DILLEMUTH Andreas		Germany	1969	<b>DNS</b>		
DNS	6040	MEYER-JÜRGENS Dirk		Germany	1967	<b>DNS</b>		
DNS	6044	GOLLER Felix		Austria	1965	<b>DNS</b>		
DNS	6045	KEAN Douglas		Canada	1967	<b>DNS</b>		
DNS	6049	WALTER Kevin		United States of America	1968	<b>DNS</b>		
DNS	6053	BEUGGER Thomas		Switzerland	1966	<b>DNS</b>		
DNS	6054	SUNDERMAN Carl		United States of America	1967	<b>DNS</b>		
DNS	6055	SCHIFFNER Dirk		Switzerland	1969	<b>DNS</b>		
DNS	6060	STURM Jens		Germany	1966	<b>DNS</b>		
DNS	6078	SOMMER Manfred		Germany	1966	<b>DNS</b>		
DNS	6079	SOHLER Stefan		Liechtenstein	1968	<b>DNS</b>		

Anzahl Teilnehmer: 197