

Masters World Cup 2025, Klosters

Race2 – Free Technique

Monday, 10 March



THE WORLD MASTERS CROSS-COUNTRY SKI ASSOCIATION

Jury

Technical Delegate FIS (TD)	Olivier Matthey	SUI
National TD Assistant	Peter Schärner	SUI
Chief of Competition	Norbert Gruber	SUI
Vice President of WMA	Klaus Pleyer	SUI
Representative of a team competing in the event	Giacomo Camozzini	ITA

Technical Data

Codex FIS	2360,2361,2362,2358,2359
Courses	2 x 2.5 / 1 x 10 km
Lowest Point	1193 m. a. sl.
Highest Point	1210 / 1301 m. a. sl.
Height Difference	12 / 108 m
F9 – F12	2 x 2.5 km
M10 – M13	2 x 2.5 km
F1 – F8	1 x 10 km
M1 – M9	1 x 10 km

Masters World Cup 2025

Ergebnisse AKs - Race 2 - 5 KM FT







Platz	Startnr.	Name	Nat.	Jg.	Zeit	Diff.	WMA-Punkte	
Race 2 - 5 KM FT								
Race2 5km FT - Women Age Group 09								
1.	903	COLNAGHI Laura		Italy	1954	20:56,6	-	0,00
2.	912	HOLWAY Susan		United States of America	1952	21:16,6	+0:20,0	9,53
3.	901	WILTBERGER Peggy		United States of America	1951	23:04,2	+2:07,6	60,93
4.	911	OBRIEN Bernadette		United States of America	1954	24:17,3	+3:20,7	95,81
5.	915	FREY Edith		Austria	1950	24:39,5	+3:42,9	106,45
6.	909	CHRISTY Kathy		United States of America	1950	25:53,7	+4:57,1	141,86
7.	910	GRÜNEBACH Marianne		Germany	1954	27:06,3	+6:09,7	176,51
DNF	906	WUNDERLIN MESSMER Ruth		Switzerland	1951	DNF		
DNF	920	SUBERG Gerti		Germany	1954	DNF		
DNS	914	LAITINEN Pirkko		Finland	1954	DNS		
Race2 5km FT - Women Age Group 10								
1.	951	POLJAKOVA Nadezda		Estonia	1946	23:21,0	-	0,00
2.	953	LEGROW Jacqueline		Canada	1949	25:26,8	+2:05,8	53,86
3.	959	PIZZEY Kathryn		Canada	1948	27:27,4	+4:06,4	105,51
4.	954	MUSTVEDT-PLÜSS Heidi		Norway	1947	27:47,3	+4:26,3	114,04
5.	955	PONSONNET Annie		France	1948	28:13,7	+4:52,7	125,35
Race2 5km FT - Women Age Group 11								
1.	975	RACENAJA Zinaida		Latvia	1943	25:36,6	-	0,00
2.	976	CRAWFORD Sharon		United States of America	1944	27:18,8	+1:42,2	39,88
3.	971	CHAUMERY Marie-Jose		France	1942	28:35,7	+2:59,1	69,90
4.	978	GROSSEN Ursula		Switzerland	1942	29:29,8	+3:53,2	91,03
5.	974	CARLSEN Eva		Norway	1940	35:13,6	+9:37,0	225,30
6.	977	KINGEN Dorlee		United States of America	1942	43:29,9	+17:53,3	240,00
Race2 5km FT - Men Age Group 10								
1.	9001	MATIKAINEN Sakari		Finland	1949	17:14,2	-	0,00
2.	9012	BRANDAUER Josef		Austria	1949	17:58,4	+0:44,2	25,67
3.	9016	LEITHNER Waldemar		Austria	1948	18:09,9	+0:55,7	32,32
4.	9010	ILGNER Josef		Germany	1948	18:43,8	+1:29,6	52,01
5.	9004	TSCHEMERNJAK Willibald		Austria	1945	18:43,9	+1:29,7	52,04
6.	9008	RAISANEN Paavo		Finland	1947	18:44,8	+1:30,6	52,58
7.	9021	DARIENZO Peter		United States of America	1949	19:03,2	+1:49,0	63,28
8.	9005	KARKI Jouko		Finland	1948	19:50,7	+2:36,5	90,84
9.	9023	KARLE Max		Germany	1947	19:52,4	+2:38,2	91,82
10.	9020	GRÜNEBACH Peter		Germany	1948	20:55,3	+3:41,1	128,28
11.	9030	FELIX Hans-Martin		Switzerland	1947	21:03,2	+3:49,0	132,87
12.	9003	MARTY Pierre		France	1946	21:47,5	+4:33,3	158,59
13.	9025	BÄCHLER Josef		Switzerland	1949	21:48,3	+4:34,1	159,04
14.	9015	SUTTER Thomas		United States of America	1947	21:49,7	+4:35,5	159,87
15.	9028	PASQUIER Wilhelm		Switzerland	1949	22:43,1	+5:28,9	190,86
16.	9032	SCHORLING William		United States of America	1949	24:50,0	+7:35,8	240,00
DNS	9009	HÖFLER Ludwig		Germany	1947	DNS		
Race2 5km FT - Men Age Group 11								
1.	9604	GRABER Paul		Switzerland	1944	20:33,6	-	0,00
2.	9606	LEGROW Bruce		Canada	1944	23:48,1	+3:14,5	94,56
3.	9612	LOCATELLI Alessandro		Italy	1941	25:53,7	+5:20,1	155,67
4.	9614	DR. NEUENDORFF Steffen		Germany	1944	31:38,9	+11:05,3	240,00
5.	9613	PARILAK Gerard		Slovakia	1943	33:47,9	+13:14,3	240,00
DNF	9609	SAVENOK MYKOLA		Ukraine	1942	DNF		
DNS	9603	GROB Andre		France	1943	DNS		
Race2 5km FT - Men Age Group 12								
1.	9702	WHITE Jack		Canada	1939	23:05,0	-	0,00
2.	9714	BUHELNIKOV Yuriy		Kazakhstan	1938	26:52,4	+3:47,4	98,50
3.	9705	HAHN Hans Jürgen		Germany	1937	29:30,4	+6:25,4	166,95
4.	9716	GANTENBEIN Walter		Switzerland	1938	31:16,3	+8:11,3	212,84
5.	9703	SWANSON Stephen		United States of America	1938	36:03,6	+12:58,6	240,00
6.	9707	WOLTER Reinhold		Germany	1936	37:32,7	+14:27,7	240,00
7.	9712	BIANCHETTI Alfredo		Italy	1935	39:56,4	+16:51,4	240,00

Masters World Cup 2025



Ergebnisse AKs - Race 2 - 5 KM FT

Platz	Startnr.	Name	Nat.	Jg.	Zeit	Diff.	WMA-Punkte
DNF	9701	SCHÖBERL Josef	 Austria	1937	DNF		
DNF	9708	CHOPARD Daniel	 France	1939	DNF		
DNF	9710	RIABOV Hennadii	 Ukraine	1937	DNF		
Race2 5km FT - Men Age Group 13							
1.	9802	VERGNANO Carlo	 Italy	1933	53:15,7	-	0,00

Anzahl Teilnehmer: 56

Masters World Cup 2025

Ergebnisse AKs - Race 2 - 10 KM FT



Platz	Startnr.	Name	Nat.	Jg.	Zeit	Diff.	WMA-Punkte	
Race 2 - 10 KM FT								
Race2 10km FT - Women Age Group 01								
1.	102	SIMPANEN Hanna-Mari		Finland	1990	37:25,1	-	0,00
2.	104	GALÅEN Hege		Norway	1994	39:13,5	+1:48,4	28,96
3.	103	MCDUFFIE Laura		United States of America	1993	42:13,0	+4:47,9	76,93
Race2 10km FT - Women Age Group 02								
1.	203	SVIKSA Signe		Latvia	1989	47:17,6	-	0,00
Race2 10km FT - Women Age Group 03								
1.	316	OHEARN Erica		United States of America	1983	33:37,6	-	0,00
2.	302	KUBIN Minna		Finland	1984	36:37,6	+3:00,0	53,52
3.	301	RIEDL Hanna		Germany	1983	37:12,3	+3:34,7	63,83
4.	310	WILLBERG Anna		Finland	1980	39:31,5	+5:53,9	105,23
5.	308	VOGLER Barbara		Germany	1982	40:55,0	+7:17,4	130,07
6.	312	BATTLES Cara		United States of America	1980	45:04,1	+11:26,5	204,14
7.	318	MARIA Abulchanova		Luxembourg	1981	47:01,3	+13:23,7	238,98
Race2 10km FT - Women Age Group 04								
1.	406	KOVASIPI Hanna		Finland	1975	36:53,2	-	0,00
2.	408	TURGEON Genevieve		Canada	1976	41:20,7	+4:27,5	72,51
3.	411	VASYLENKO Olena		Ukraine	1979	42:35,7	+5:42,5	92,86
4.	412	STEINER Bronwen		Great Britain	1976	50:31,6	+13:38,4	221,88
DNS	402	MUTSCHELLER Sigrid		Germany	1976	DNS		
DNS	410	TIRPSANSKA Marina		Slovakia	1975	DNS		
DNS	414	SYREN Christine		France	1976	DNS		
Race2 10km FT - Women Age Group 05								
1.	505	EISCHER Birgit		Austria	1972	33:34,2	-	0,00
2.	504	MYREVIK-SVENLIN Ulrika		Finland	1973	35:05,3	+1:31,1	27,13
3.	521	GRAF-OESCH Stephanie		Switzerland	1973	35:47,0	+2:12,8	39,54
4.	503	KURONEN Jonna		Finland	1974	36:31,6	+2:57,4	52,85
5.	508	BEAUCHAMP Coralie		Canada	1973	37:18,9	+3:44,7	66,93
6.	515	LÖSCHKE Sabine		Germany	1973	37:58,7	+4:24,5	78,78
7.	506	SAVERAID Erika		United States of America	1974	39:49,5	+6:15,3	111,80
8.	507	GALINAT Stacey		United States of America	1971	41:36,2	+8:02,0	143,57
9.	514	CERUTTI Elena		Italy	1970	43:54,8	+10:20,6	184,87
10.	512	BINDENGA Irene		Netherlands	1974	55:49,4	+22:15,2	240,00
Race2 10km FT - Women Age Group 06								
1.	629	ABÄCHERLI Margrit		Switzerland	1967	36:21,3	-	0,00
2.	602	BIANCHETTI CALANDRY Lucia		Italy	1966	36:40,9	+0:19,6	5,38
3.	627	SCHROLL Irene		Germany	1966	40:08,4	+3:47,1	62,47
4.	610	ARNOLD Sabine		United States of America	1966	40:16,6	+3:55,3	64,72
5.	616	RETTENEGGER Liudmila		Germany	1969	40:34,1	+4:12,8	69,52
6.	613	SCHEER Jane		Australia	1967	40:58,1	+4:36,8	76,14
7.	604	BREGULLA-LINKE Claudia		Germany	1967	44:38,1	+8:16,8	136,63
8.	614	ZALITE Elita		Latvia	1967	44:49,7	+8:28,4	139,84
9.	630	DELLI ZUANI Michela		Italy	1969	45:07,7	+8:46,4	144,79
10.	611	MCKELVEY Mary		United States of America	1968	45:46,6	+9:25,3	155,48
11.	626	FINNOFF Colleen		United States of America	1967	46:55,8	+10:34,5	174,52
12.	625	DUNN Irene		Australia	1965	49:14,5	+12:53,2	212,68
13.	628	BILOUS Tetyana		Ukraine	1966	50:06,4	+13:45,1	226,96
14.	618	FISCHER Emily		United States of America	1968	51:36,2	+15:14,9	240,00
15.	624	ENGLERT Robyn		Australia	1968	57:16,7	+20:55,4	240,00
Race2 10km FT - Women Age Group 07								
1.	701	AMICI Elisabetta		Italy	1962	39:06,5	-	0,00
2.	703	JANSKY Karola		Germany	1962	39:25,6	+0:19,1	4,86
3.	711	BENTON Mindy		United States of America	1963	39:53,1	+0:46,6	11,90
4.	721	SIMEON Laure		France	1964	40:23,5	+1:17,0	19,67
5.	727	DIFOLCO Donna		United States of America	1964	41:59,6	+2:53,1	44,26
6.	725	RAVENSHAW Jane		Canada	1963	42:09,9	+3:03,4	46,88
7.	718	KLÖTER KÜNDIG Uta		Switzerland	1960	44:05,0	+4:58,5	76,31

Masters World Cup 2025



Ergebnisse AKs - Race 2 - 10 KM FT

Platz	Startnr.	Name	Nat.	Jg.	Zeit	Diff.	WMA-Punkte	
8.	729	BUISSON roselyne		France	1960	44:30,7	+5:24,2	82,89
9.	712	FEURLE Andrea		Austria	1961	45:22,3	+6:15,8	96,08
10.	707	HÄRER Gertrud		Germany	1961	45:34,3	+6:27,8	99,13
11.	731	ALFTHAN Mary-Ann		Finland	1963	45:38,1	+6:31,6	100,12
12.	728	BALMER Marianne		Switzerland	1960	45:50,6	+6:44,1	103,32
13.	733	KERN Irene		Switzerland	1963	47:30,6	+8:24,1	128,89
14.	715	PERRIER Valérie		France	1963	49:44,4	+10:37,9	163,10
15.	730	HEIMANN Regine		Germany	1964	52:07,5	+13:01,0	199,68
16.	724	HEIN Elwira		Germany	1963	56:11,5	+17:05,0	240,00
DNS	705	VUOKSIALA Tuija		Finland	1961	DNS		
DNS	706	KUITTINEN Jaana		Finland	1962	DNS		
DNS	722	THORLAKSON Marianne Buur		Canada	1964	DNS		

Race2 10km FT - Women Age Group 08

1.	801	PAKKONEN Sirpa		Finland	1957	39:46,0	-	0,00
2.	805	KAKKOLAHTI Eila		Finland	1955	41:09,9	+1:23,9	21,11
3.	808	GALEN Bjrg		Norway	1957	42:51,9	+3:05,9	46,75
4.	810	BEATSON Lesley		Canada	1958	42:52,0	+3:06,0	46,76
5.	820	MCCLAIN MADDEN Maria		United States of America	1955	43:51,7	+4:05,7	61,78
6.	806	KACZMAREK Susan		Canada	1959	45:19,8	+5:33,8	83,94
7.	804	IDAVAIN Tiina		Estonia	1957	45:37,7	+5:51,7	88,44
8.	811	DEFEMME Anne		France	1959	47:03,4	+7:17,4	109,98
9.	824	WULLSCHLEGER Catherine		Switzerland	1956	48:07,3	+8:21,3	126,06
10.	812	HOWAT Laura		United States of America	1959	48:35,3	+8:49,3	133,10
11.	821	FALCH marie christine		France	1958	53:09,5	+13:23,5	202,06
DNS	815	KOFLER Hedwig		Austria	1957	DNS		

Race2 10km FT - Men Age Group 01

1.	1009	HAMMER Reto		Switzerland	1992	27:19,5	-	0,00
2.	1002	TOPLITSCH Harald		Austria	1992	27:21,9	+0:02,4	0,91
3.	1013	HAMMER Simon		Switzerland	1994	29:29,1	+2:09,6	47,45
4.	1006	FEURSTEIN Kilian		Austria	1994	32:24,2	+5:04,7	111,54
5.	1005	GOUGEON Alexis		Canada	1994	33:13,2	+5:53,7	129,45
6.	1004	TRIFUNOVIC Aleksandar		Germany	1990	34:23,7	+7:04,2	155,28
7.	1010	VENZHEGA Alexey		Germany	1991	34:59,0	+7:39,5	168,17
8.	1003	PUIDA Janis		Latvia	1990	35:43,2	+8:23,7	184,34

Race2 10km FT - Men Age Group 02

1.	2006	WILSON Brett		United States of America	1985	31:26,7	-	0,00
2.	2004	DUPONT Albert		Italy	1988	34:43,8	+3:17,1	62,67
3.	2005	BURT Mark		Great Britain	1989	42:15,6	+10:48,9	206,36

Race2 10km FT - Men Age Group 03

1.	3021	STEINER Fadri		Switzerland	1984	28:36,1	-	0,00
2.	3002	GUSTAFSSON Joachim		Finland	1980	28:37,0	+0:00,9	0,33
3.	3005	OIKARINEN Jukka		Finland	1981	29:47,9	+1:11,8	25,11
4.	3018	VÄHÄMETSÄ Juha		Finland	1981	30:07,5	+1:31,4	31,97
5.	3009	WOLF Jean-noel		France	1982	30:22,4	+1:46,3	37,17
6.	3006	GUSTAFSSON Johan		Finland	1982	30:48,9	+2:12,8	46,42
7.	3022	SHCHEPA Stanislav		Ukraine	1981	30:58,8	+2:22,7	49,90
8.	3011	STEBEL Franz		Germany	1980	31:43,6	+3:07,5	65,54
9.	3008	PETER Philipp		Germany	1983	32:37,2	+4:01,1	84,29
10.	3010	BROCHU Frédéric		Canada	1984	33:10,0	+4:33,9	95,77
11.	3012	HUNKEL Andreas		Germany	1984	33:48,9	+5:12,8	109,36
12.	3019	OHEARN John		United States of America	1980	34:01,8	+5:25,7	113,87
13.	3014	FONTAINE Marc-André		Canada	1980	34:13,2	+5:37,1	117,85
14.	3017	BASSET fabien		France	1983	34:58,8	+6:22,7	133,82
15.	3013	OYLER Bill		United States of America	1980	36:29,6	+7:53,5	165,56
16.	3020	TREDENNICK Andrew		United States of America	1984	40:50,3	+12:14,2	240,00
DNS	3030	ZHURAVEL Arsen		Ukraine	1980	DNS		

Race2 10km FT - Men Age Group 04

1.	4002	HOLIGA Jan		Slovakia	1977	30:17,9	-	0,00
2.	4009	KÜNZLER Markus		Austria	1976	30:35,1	+0:17,2	5,64
3.	4010	VOGLER Michael		Germany	1977	31:34,9	+1:17,0	25,38

Masters World Cup 2025



Ergebnisse AKs - Race 2 - 10 KM FT

Platz	Startnr.	Name	Nat.	Jg.	Zeit	Diff.	WMA-Punkte
4.	4013	PULKKINEN Pertti	Finland	1979	31:57,5	+1:39,6	32,83
5.	4015	UHLIG Oliver	Germany	1977	32:05,9	+1:48,0	35,61
6.	4008	USCHOLD Wolfgang	Germany	1976	32:15,4	+1:57,5	38,76
7.	4024	SALO Janne	Finland	1977	33:25,2	+3:07,3	61,81
8.	4019	TOMAHOGH Jan	Slovakia	1978	35:17,2	+4:59,3	98,77
9.	4021	GAGLIANO Marc	France	1979	39:32,5	+9:14,6	183,03
10.	4018	BOWSKILL Jon	Great Britain	1975	45:35,7	+15:17,8	240,00
11.	4017	WYLIE Neil	Australia	1976	46:10,5	+15:52,6	240,00
DNF	4004	PELJC Norbert	Czech Republic	1979	DNF		

Race2 10km FT - Men Age Group 05

1.	5017	GRÜTER Reto	Switzerland	1973	28:38,1	-	0,00
2.	5007	BRIKER Bruno	Switzerland	1973	29:05,1	+0:27,0	9,45
3.	5003	KALLIOKOSKI Jari	Finland	1974	29:51,0	+1:12,9	25,45
4.	5019	RAGGER Josef	Austria	1972	30:02,1	+1:24,0	29,34
5.	5037	OBRIST Christian	Austria	1974	30:27,5	+1:49,4	38,20
6.	5011	PAULU Jan	Czech Republic	1974	31:43,9	+3:05,8	64,90
7.	5010	RIDAMÄE Aivar	Estonia	1970	32:33,1	+3:55,0	82,05
8.	5030	STRANEL Jiri	Czech Republic	1972	32:42,6	+4:04,5	85,38
9.	5023	EISCHER Ronald	Austria	1971	32:50,5	+4:12,4	88,16
10.	5016	HOLIS Martin	Czech Republic	1974	33:25,9	+4:47,8	100,50
11.	5032	CHAMBERS Gary	Canada	1974	33:47,7	+5:09,6	108,13
12.	5024	GEORGES Denis	France	1971	34:51,9	+6:13,8	130,53
13.	5026	TRIZNA Viliam	Slovakia	1971	35:22,1	+6:44,0	141,08
14.	5028	MÜLLER Andre	Germany	1972	35:41,3	+7:03,2	147,81
15.	5015	CHAZEAU Jean-Yves	France	1972	36:08,4	+7:30,3	157,26
16.	5035	LÖW Andreas	Germany	1970	36:36,8	+7:58,7	167,19
17.	5043	SIDOROW Valeri	Germany	1971	38:22,6	+9:44,5	204,13
18.	5044	MACLACHLAN Mark	United States of America	1973	39:01,0	+10:22,9	217,52
19.	5042	YOUNG Dan	United States of America	1970	41:07,7	+12:29,6	240,00
20.	5047	GLASBRENNER Jochen	Germany	1974	44:55,3	+16:17,2	240,00
21.	5027	FRITZENWENGER Hubert	Germany	1972	45:08,8	+16:30,7	240,00
DNS	5001	DEFILA Nicola	Switzerland	1972	DNS		
DNS	5034	DANNER Sepp	Germany	1970	DNS		
DNS	5039	MÜLLAUER Andreas	Austria	1973	DNS		

Race2 10km FT - Men Age Group 06

1.	6001	VALMESTAD Truls	Norway	1966	29:22,1	-	0,00
2.	6003	PÄRNPUU Raivo	Estonia	1967	29:22,2	+0:00,1	0,03
3.	6016	STRAIF Josef	Austria	1968	29:41,9	+0:19,8	6,74
4.	6002	KARU Virgo	Estonia	1967	29:48,4	+0:26,3	8,97
5.	6061	YURII Gryniv	Ukraine	1966	30:25,0	+1:02,9	21,43
6.	6020	HÄNGGI Martin	Switzerland	1968	30:25,7	+1:03,6	21,65
7.	6014	MOLL Dieter	Germany	1969	30:25,9	+1:03,8	21,73
8.	6024	MAIER Reinhard	Austria	1968	31:13,3	+1:51,2	37,87
9.	6032	ZÜRCHER Markus	Switzerland	1968	31:38,2	+2:16,1	46,36
10.	6052	SCHNEIDER Urs	Switzerland	1969	31:39,5	+2:17,4	46,79
11.	6066	JUPPE Bernd	Austria	1967	31:58,8	+2:36,7	53,37
12.	6006	VAN ORDEN Tim	United States of America	1968	32:02,9	+2:40,8	54,76
13.	6068	GERBER Hansjürg	Switzerland	1966	32:23,9	+3:01,8	61,90
14.	6028	BAUER Gerhard	Germany	1968	32:58,8	+3:36,7	73,78
15.	6034	NEUMEIER Frank	Germany	1968	33:28,9	+4:06,8	84,06
16.	6010	BLONDEAU Jérôme	France	1965	33:48,4	+4:26,3	90,67
17.	6060	STURM Jens	Germany	1966	33:58,1	+4:36,0	93,99
18.	6023	FREY Scott	United States of America	1965	34:02,5	+4:40,4	95,47
19.	6036	DILLEMUTH Andreas	Germany	1969	34:07,5	+4:45,4	97,18
20.	6025	KUTTER Michael	Germany	1965	34:09,1	+4:47,0	97,75
21.	6076	RENNER Viktor	Germany	1969	34:36,7	+5:14,6	107,14
22.	6039	HÖRHAN Jürgen	Austria	1969	34:53,0	+5:30,9	112,69
23.	6027	BODUCH Douglas	United States of America	1969	35:06,8	+5:44,7	117,39
24.	6070	KÜCHLER Hans	Switzerland	1969	35:24,5	+6:02,4	123,42
25.	6078	SOMMER Manfred	Germany	1966	35:48,3	+6:26,2	131,53
26.	6067	KERN Hans	Switzerland	1965	36:14,9	+6:52,8	140,55

Masters World Cup 2025



Ergebnisse AKs - Race 2 - 10 KM FT

Platz	Startnr.	Name	Nat.	Jg.	Zeit	Diff.	WMA-Punkte	
27.	6041	HEINZ Andrei		Germany	1969	36:19,3	+6:57,2	142,06
28.	6044	GOLLER Felix		Austria	1965	36:33,6	+7:11,5	146,93
29.	6035	HOESS Anderl		Germany	1969	37:27,7	+8:05,6	165,35
30.	6072	OESCH Daniel		Switzerland	1965	37:31,0	+8:08,9	166,47
31.	6051	WERDER Bruno		Switzerland	1965	37:36,5	+8:14,4	168,36
32.	6037	LIENHARD Dominique		France	1965	37:48,3	+8:26,2	172,38
33.	6058	KOSTELNIK Edo		Slovakia	1969	37:55,6	+8:33,5	174,85
34.	6059	FINNOFF Greg		United States of America	1967	38:01,9	+8:39,8	177,01
35.	6050	SAGE-MARTINSON Jonathan		United States of America	1969	38:58,5	+9:36,4	196,28
36.	6056	DE PABLO ROBLEDO JUAN CARLOS		Luxembourg	1969	39:20,6	+9:58,5	203,79
37.	6047	ROY Christian		Canada	1967	39:59,1	+10:37,0	216,92
38.	6038	SCHRENK Michael		Germany	1967	40:20,7	+10:58,6	224,28
39.	6065	LAPRADE Sylvain		Canada	1968	40:38,5	+11:16,4	230,31
40.	6042	SWANSON Eric		United States of America	1965	41:41,0	+12:18,9	240,00
41.	6079	SOHLER Stefan		Liechtenstein	1968	42:51,1	+13:29,0	240,00
42.	6043	BOUDRY John		United States of America	1965	43:28,5	+14:06,4	240,00
43.	6080	KALLEHAUGE Jesper		Denmark	1966	1:03:18,7	+33:56,6	240,00
DNF	6026	HACHMANN Andreas		Germany	1965	DNF		
DNF	6033	DEMETER Richard		Slovakia	1965	DNF		
DNS	6040	MEYER-JÜRGENS Dirk		Germany	1967	DNS		
DNS	6045	KEAN Douglas		Canada	1967	DNS		
DNS	6053	BEUGGER Thomas		Switzerland	1966	DNS		

Race2 10km FT - Men Age Group 07

1.	7005	BENETTI Francesco		Italy	1962	29:40,2	-	0,00
2.	7101	VONTOBEL Hano		Switzerland	1964	29:52,7	+0:12,5	4,22
3.	7013	MAY Roland		Switzerland	1961	29:55,3	+0:15,1	5,09
4.	7010	APPIUS Christoph		Switzerland	1962	30:29,3	+0:49,1	16,56
5.	7016	ZELEZNIKAR Janko		Slovenia	1961	30:44,4	+1:04,2	21,65
6.	7014	CONFORTOLA Pierino		Italy	1961	30:47,3	+1:07,1	22,60
7.	7097	GROB Armin		Switzerland	1962	30:52,0	+1:11,8	24,20
8.	7006	STORVALL Stefan Jan		Finland	1961	30:59,1	+1:18,9	26,61
9.	7009	MAKAREWICZ Barry		United States of America	1961	31:08,4	+1:28,2	29,73
10.	7083	NISSINEN Arto		Finland	1964	31:20,6	+1:40,4	33,83
11.	7054	HABEGGER Hans-Rudolf		Switzerland	1962	32:13,0	+2:32,8	51,49
12.	7021	KRONBICHLER Reinhard		Austria	1960	32:15,2	+2:35,0	52,24
13.	7029	STROLZ Christoph		Austria	1964	32:21,1	+2:40,9	54,21
14.	7022	EHRENSPERGER Anton		Austria	1962	33:21,2	+3:41,0	74,48
15.	7036	BERCIK Jan		Slovakia	1962	33:51,7	+4:11,5	84,77
16.	7020	CHEVALLIER Nicolas		France	1962	34:08,6	+4:28,4	90,47
17.	7002	NURMI Kari		Finland	1961	34:59,6	+5:19,4	107,65
18.	7058	MARSHALL-PRYDE Shaun		United States of America	1962	35:00,8	+5:20,6	108,05
19.	7023	WATKINS Martin		Great Britain	1962	35:10,5	+5:30,3	111,33
20.	7096	DEFONDS Patrick		France	1963	35:11,0	+5:30,8	111,50
21.	7034	STEVENSON Brian		Canada	1964	35:48,5	+6:08,3	124,12
22.	7008	CELON Nicola		Italy	1964	35:55,7	+6:15,5	126,55
23.	7056	KOSHEWNIKOW Igor		Germany	1963	36:22,6	+6:42,4	135,62
24.	7040	YOLTUKHOVSKIY Yrii		Ukraine	1962	36:35,5	+6:55,3	139,97
25.	7035	WEGLARZ Michael		United States of America	1962	36:45,3	+7:05,1	143,28
26.	7060	THORLAKSON Brad		Canada	1963	37:24,0	+7:43,8	156,33
27.	7094	PIALI Simi		Switzerland	1963	37:39,4	+7:59,2	161,52
28.	7068	THEFO STEPHANE		France	1964	37:49,6	+8:09,4	164,94
29.	7095	ACHERMANN Urs		Switzerland	1962	38:19,1	+8:38,9	174,87
30.	7061	MAGI Allan		Canada	1963	38:33,6	+8:53,4	179,77
31.	7018	BRIDGFORD Lindsay		Australia	1962	38:45,3	+9:05,1	183,70
32.	7069	MAIN Andy		United States of America	1964	38:53,7	+9:13,5	186,53
33.	7028	HOPPE Hermann		Germany	1962	38:57,6	+9:17,4	187,88
34.	7044	VICIAN Vladimir		Slovakia	1961	38:59,0	+9:18,8	188,34
35.	7043	BEAUPRE Michel		Canada	1963	39:52,6	+10:12,4	206,40
36.	7041	HEIN Sergej		Germany	1961	39:58,2	+10:18,0	208,28
37.	7039	SIMON Ewald		Germany	1962	40:00,8	+10:20,6	209,17
38.	7031	BAROS Jiri		Czech Republic	1962	40:30,7	+10:50,5	219,25
39.	7073	LINTUKORPI Harri		Finland	1962	40:34,6	+10:54,4	220,56

Masters World Cup 2025



Ergebnisse AKs - Race 2 - 10 KM FT

Platz	Startnr.	Name	Nat.	Jg.	Zeit	Diff.	WMA-Punkte	
40.	7067	GRICHTING Reto		Switzerland	1961	41:10,6	+11:30,4	232,69
41.	7071	HUILLIER Eric		France	1964	41:38,3	+11:58,1	240,00
42.	7074	DUNN Robert		Australia	1962	42:03,1	+12:22,9	240,00
43.	7092	VILLAR LLINÁS FRANCISCO		Spain	1964	42:05,5	+12:25,3	240,00
44.	7102	HJALMARSSON Per		United States of America	1963	42:45,8	+13:05,6	240,00
45.	7076	THOMASSIN Richard		France	1960	42:52,8	+13:12,6	240,00
46.	7089	MAURER Sid		United States of America	1961	44:04,9	+14:24,7	240,00
47.	7047	DEMPSEY Pete		United States of America	1960	45:52,8	+16:12,6	240,00
48.	7075	WISNESKI Dan		United States of America	1960	50:26,8	+20:46,6	240,00
49.	7065	GARNIER MICHEL		France	1960	57:29,5	+27:49,3	240,00
DNS	7011	MURDOCH Kent		United States of America	1961	DNS		
DNS	7052	PESKE Christopher		United States of America	1961	DNS		

Race2 10km FT - Men Age Group 08

1.	8007	USATOV Alexander		Romania	1959	31:29,8	-	0,00
2.	8012	PFATRISCH Peter		Germany	1959	31:59,3	+0:29,5	9,36
3.	8004	DE BIASI Leo		Italy	1955	32:18,4	+0:48,6	15,43
4.	8018	KOLB Helmut		Austria	1959	32:59,8	+1:30,0	28,58
5.	8011	HERBURGER Franz		Austria	1959	33:05,9	+1:36,1	30,51
6.	8081	GUGGISBERG Hans		Switzerland	1958	33:38,9	+2:09,1	40,98
7.	8008	VEJNAR Josef		Czech Republic	1957	33:57,8	+2:28,0	46,97
8.	8030	FEURLE Oswald		Austria	1956	34:30,7	+3:00,9	57,42
9.	8013	CHAPUT Claude		Canada	1958	34:42,1	+3:12,3	61,03
10.	8023	WUTTE Toni		Austria	1958	34:45,2	+3:15,4	62,04
11.	8085	BEELER Karl		Switzerland	1959	35:18,9	+3:49,1	72,72
12.	8025	GOUY PAILLER Jacques		France	1957	35:24,5	+3:54,7	74,51
13.	8014	SIMUNEK Jaromir		Czech Republic	1955	35:48,7	+4:18,9	82,19
14.	8028	ALDE' Stefano		Italy	1959	36:17,6	+4:47,8	91,35
15.	8086	LEONHARD Wolfgang		Germany	1956	36:35,0	+5:05,2	96,88
16.	8017	NEDVED Miroslav		Czech Republic	1956	36:38,6	+5:08,8	98,04
17.	8038	DUBOIS Marcel		Switzerland	1959	36:39,4	+5:09,6	98,28
18.	8079	KAUPP Rainer		Germany	1956	37:19,9	+5:50,1	111,15
19.	8065	BUISSON camille		France	1957	37:21,9	+5:52,1	111,77
20.	8010	MURA Jean Marc		France	1956	38:42,0	+7:12,2	137,21
21.	8047	PETHYBRIDGE Wayne		Australia	1959	39:21,9	+7:52,1	149,88
22.	8042	TAJET Tore		Norway	1958	39:27,6	+7:57,8	151,69
23.	8057	ZANOLI Werner		Switzerland	1956	40:08,4	+8:38,6	164,65
24.	8039	LEVRINO Gilbert		France	1957	40:44,2	+9:14,4	176,00
25.	8051	HOLE Jay		United States of America	1958	40:57,0	+9:27,2	180,06
26.	8031	SJOBLOM Klaus		Finland	1955	41:05,0	+9:35,2	182,61
27.	8046	SOLIGNAC Hervé		France	1958	42:10,1	+10:40,3	203,28
28.	8040	BLOESCH Urs		Switzerland	1956	42:27,2	+10:57,4	208,71
29.	8041	KOUBEK Libor		Czech Republic	1957	42:44,9	+11:15,1	214,33
30.	8056	TOUPIN Paul		Canada	1959	43:20,7	+11:50,9	225,69
31.	8070	DOUDNIKOFF Yves		France	1956	43:29,2	+11:59,4	228,38
32.	8049	GOODMAN Laird		United States of America	1956	44:45,9	+13:16,1	240,00
33.	8048	SIMPSON David		Australia	1957	45:59,9	+14:30,1	240,00
34.	8053	ZAHARIAS Zac		Australia	1956	46:54,5	+15:24,7	240,00
35.	8062	FALCH Etienne		France	1955	50:12,4	+18:42,6	240,00
36.	8072	PRUDDEN Terry		Australia	1959	1:14:06,1	+42:36,3	240,00
DNS	8033	BERLIAT Jean-Marc		France	1956	DNS		
DNS	8055	WORSNOP Gregory		United States of America	1955	DNS		
DNS	8058	LAMBERT Peter		Australia	1957	DNS		
DNS	8067	AULADELL VILA ANTON		Spain	1957	DNS		
DNS	8071	HERMANRUD Christian		Norway	1956	DNS		
DNS	8074	BOURNE Jonathan		United States of America	1956	DNS		
DNS	8076	DRAKE Barney		United States of America	1959	DNS		

Race2 10km FT - Men Age Group 09

1.	8611	ROSELUND Tom		Finland	1954	33:40,1	-	0,00
2.	8663	FLORINETT Marcus		Switzerland	1953	34:57,9	+1:17,8	23,10
3.	8603	NOECKLER Friedrich		Italy	1953	36:30,9	+2:50,8	50,72
4.	8612	NICK Reto		Switzerland	1952	36:52,6	+3:12,5	57,19

Masters World Cup 2025



Ergebnisse AKs - Race 2 - 10 KM FT

Platz	Startnr.	Name	Nat.	Jg.	Zeit	Diff.	WMA-Punkte	
5.	8607	BALTROMEJUS Karl-Heinz		Germany	1952	37:14,9	+3:34,8	63,82
6.	8629	PULLINEN Timo		Finland	1954	37:23,8	+3:43,7	66,44
7.	8604	VIKINGSTAD Einar		Norway	1951	37:26,2	+3:46,1	67,15
8.	8610	DAWSON Ken		United States of America	1950	37:50,8	+4:10,7	74,46
9.	8616	HAMILTON Stuart		Canada	1954	38:07,5	+4:27,4	79,44
10.	8624	RELLING Geir Inge		Norway	1954	38:31,3	+4:51,2	86,50
11.	8606	KINDSCHI Nic		Switzerland	1951	39:18,8	+5:38,7	100,60
12.	8623	CECCATO Gino		Italy	1952	41:42,4	+8:02,3	143,27
13.	8656	HÖSS Michael		Germany	1954	42:13,8	+8:33,7	152,58
14.	8666	HOFER Manfred		Switzerland	1954	42:32,1	+8:52,0	158,03
15.	8634	ZUZANEK Frantisek		Czech Republic	1950	42:38,9	+8:58,8	160,04
16.	8637	THUMM Helmut		Germany	1952	44:10,9	+10:30,8	187,35
17.	8630	CAMP Don		United States of America	1952	44:32,1	+10:52,0	193,65
18.	8652	FLOWER Bob		Australia	1952	45:05,6	+11:25,5	203,61
19.	8660	SCHNIDER Leo		Switzerland	1954	45:16,3	+11:36,2	206,78
20.	8636	LAFFAY Alain		France	1950	45:20,8	+11:40,7	208,13
21.	8633	BELL Mike		Canada	1952	45:32,9	+11:52,8	211,73
22.	8643	WINTERHALTER Marc		France	1951	46:50,9	+13:10,8	234,90
23.	8657	LAGARDE Georges		France	1950	48:49,2	+15:09,1	240,00
24.	8642	BARRETTE Kim		United States of America	1954	49:42,6	+16:02,5	240,00
25.	8661	BUDGE Len		Australia	1951	50:27,1	+16:47,0	240,00
26.	8632	PIZZEY Leonard		Canada	1951	51:46,1	+18:06,0	240,00
27.	8654	BERTI MAURIZIO		Italy	1952	54:41,9	+21:01,8	240,00
28.	8659	WILL Douglas		United States of America	1951	57:19,4	+23:39,3	240,00
DNS	8614	KOFLER Richard		Austria	1954	DNS		
DNS	8620	STRENG Peter		Austria	1953	DNS		
DNS	8635	FREY Lambert		Austria	1950	DNS		
DNS	8638	ALLAN Michael		United States of America	1953	DNS		
DNS	8644	KÜNDIG Megge		Switzerland	1952	DNS		

Anzahl Teilnehmer: 313