

# Masters World Cup 2025, Klosters

## Race3 – Classic Technique

### Tuesday, 11 March



THE WORLD MASTERS CROSS-COUNTRY SKI ASSOCIATION

#### Jury

Technical Delegate FIS (TD)	Olivier Matthey	SUI
National TD Assistant	Peter Schärner	SUI
Chief of Competition	Norbert Gruber	SUI
Vice President of WMA	Klaus Pleyer	SUI
Representative of a team competing in the event	Giacomo Camozzini	ITA

#### Technical Data

Codex FIS	2368,2369,2370,2371,2372
Courses	4x2.5 / 2x7.5 / 2x10km
Lowest Point	1193 m. a. sl.
Highest Point	1210 / 1266 / 1301 m. a. sl.
Height Difference	12 / 73 / 108 m
F9 – F12	4 x 2.5 km / green
M10 – M13	4 x 2.5 km / green
F1 – F8	2 x 7.5 km / orange
M7 – M9	2 x 7.5 km / orange
M1 – M6	2 x 10 km / red

# Masters World Cup 2025

## Ergebnisse AKs - Race 3 - 10 KM CT



Platz	Startnr.	Name	Nat.	Jg.	Zeit	Diff.	WMA-Punkte
<b>Race 3 - 10 KM CT</b>							
<b>Race3 10km CT - Women Age Group 09</b>							
1.	903	COLNAGHI Laura	Italy	1954	<b>38:41,6</b>	-	0,00
2.	907	ROVIO Anja	Finland	1954	<b>39:18,6</b>	+0:37,0	9,57
3.	908	CLASEN Karen Mina	Denmark	1954	<b>40:58,6</b>	+2:17,0	35,40
4.	916	RAMONAT Christa	Canada	1954	<b>41:42,1</b>	+3:00,5	46,66
5.	919	POSPESHINA Lubov	Sweden	1953	<b>41:50,8</b>	+3:09,2	48,92
6.	905	KINDSCHI Regina	Switzerland	1953	<b>43:29,0</b>	+4:47,4	74,30
7.	917	LAGARDE Odile	France	1953	<b>46:28,3</b>	+7:46,7	120,63
8.	904	SJURSO Ase Marit	Norway	1952	<b>48:11,2</b>	+9:29,6	147,23
9.	921	HINDERT Kristina	United States of America	1951	<b>54:26,5</b>	+15:44,9	240,00
10.	918	KJEMPERUD Aud	Norway	1953	<b>54:47,1</b>	+16:05,5	240,00
11.	913	CORKRAN Suzanne	United States of America	1951	<b>55:44,7</b>	+17:03,1	240,00
DNS	906	WUNDERLIN MESSMER Ruth	Switzerland	1951	<b>DNS</b>		
<b>Race3 10km CT - Women Age Group 10</b>							
1.	960	KÄMÄRÄINEN Liisa	Finland	1949	<b>44:31,5</b>	-	0,00
2.	954	MUSTVEDT-PLÜSS Heidi	Norway	1947	<b>47:20,0</b>	+2:48,5	37,86
3.	961	HYVIK Berit	Norway	1948	<b>48:28,9</b>	+3:57,4	53,32
4.	952	LINDGREN Gretchen	United States of America	1948	<b>54:12,8</b>	+9:41,3	130,56
5.	958	SUNDT TORDIS Braskerud	Norway	1947	<b>54:14,7</b>	+9:43,2	130,98
6.	956	GROSVOLD Berit	Norway	1948	<b>1:03:46,7</b>	+19:15,2	240,00
7.	963	DIXON Sherry	United States of America	1947	<b>1:06:30,0</b>	+21:58,5	240,00
8.	957	MEEK Constance	United States of America	1946	<b>1:16:23,5</b>	+31:52,0	240,00
<b>Race3 10km CT - Women Age Group 11</b>							
1.	973	SVEVAD Marie Louise	Norway	1943	<b>48:04,3</b>	-	0,00
2.	975	RACENAJA Zinaida	Latvia	1943	<b>53:39,1</b>	+5:34,8	69,65
3.	972	ICKS Abett	United States of America	1940	<b>1:06:21,4</b>	+18:17,1	228,23
<b>Race3 10km CT - Women Age Group 12</b>							
DNS	991	TAYLOR Patricia	United States of America	1939	<b>DNS</b>		
<b>Race3 10km CT - Men Age Group 10</b>							
1.	9002	KOSONEN Keijo	Finland	1948	<b>33:42,7</b>	-	0,00
2.	9007	KNAI Olaf	Norway	1949	<b>34:16,3</b>	+0:33,6	9,95
3.	9006	SEIDL Franz	Austria	1948	<b>34:18,2</b>	+0:35,5	10,51
4.	9011	HIETANEN Pekka	Finland	1946	<b>34:23,4</b>	+0:40,7	12,06
5.	9014	MYLLYLÄ Markku	Finland	1949	<b>34:54,6</b>	+1:11,9	21,32
6.	9033	BLANC Georges	Switzerland	1947	<b>35:06,0</b>	+1:23,3	24,69
7.	9034	SPESHILOV Vladimir	Kazakhstan	1948	<b>37:57,4</b>	+4:14,7	75,52
8.	9017	SIEGELE Johann	Austria	1948	<b>38:55,0</b>	+5:12,3	92,62
9.	9015	SUTTER Thomas	United States of America	1947	<b>39:57,7</b>	+6:15,0	111,20
10.	9027	MATEJKA Miroslav	Slovakia	1949	<b>40:41,2</b>	+6:58,5	124,11
11.	9013	SPADINGER Josef	Austria	1947	<b>45:20,7</b>	+11:38,0	207,04
12.	9028	PASQUIER Wilhelm	Switzerland	1949	<b>46:05,4</b>	+12:22,7	220,28
13.	9024	FIORE Luciano	Italy	1945	<b>57:53,2</b>	+24:10,5	240,00
14.	9031	DIXON Richard	United States of America	1946	<b>1:01:45,1</b>	+28:02,4	240,00
DNS	9022	HÄKKINEN Andres	Estonia	1948	<b>DNS</b>		
DNS	9032	SCHORLING William	United States of America	1949	<b>DNS</b>		
<b>Race3 10km CT - Men Age Group 11</b>							
1.	9601	VIRTANEN Alpo	Finland	1941	<b>36:06,7</b>	-	0,00
2.	9605	SCHMITT Karlheinz	Germany	1944	<b>37:51,1</b>	+1:44,4	28,91
3.	9611	STRASSER Johann	Austria	1944	<b>47:12,4</b>	+11:05,7	184,35
4.	9609	SAVENOK MYKOLA	Ukraine	1942	<b>47:19,5</b>	+11:12,8	186,31
5.	9610	REES David	Canada	1943	<b>48:27,4</b>	+12:20,7	205,11
6.	9602	SCHOWALTER Tim	United States of America	1944	<b>55:50,8</b>	+19:44,1	240,00
7.	9615	BRODHEAD John	United States of America	1943	<b>57:04,5</b>	+20:57,8	240,00
DNS	9607	HELLIWELL John	Great Britain	1944	<b>DNS</b>		
DNS	9608	KRUPSKYY Vasyl	Ukraine	1940	<b>DNS</b>		
DNS	9616	FORSS Pekka	Finland	1943	<b>DNS</b>		
DNS	9617	VIDNES Arne	Norway	1940	<b>DNS</b>		

# Masters World Cup 2025



## Ergebnisse AKs - Race 3 - 10 KM CT

Platz	Startnr.	Name	Nat.	Jg.	Zeit	Diff.	WMA-Punkte	
<b>Race3 10km CT - Men Age Group 12</b>								
1.	9704	GRAY Bob		United States of America	1939	<b>42:33,1</b>	-	0,00
2.	9706	HEINRICH Georges		France	1939	<b>46:32,2</b>	+3:59,1	56,18
3.	9711	SCHINAGL Josef		Austria	1939	<b>57:31,6</b>	+14:58,5	211,14
4.	9709	TAMMJÄRV Kalju		Estonia	1938	<b>59:02,0</b>	+16:28,9	232,40
5.	9713	TAYLOR John		United States of America	1937	<b>1:01:22,1</b>	+18:49,0	240,00
6.	9707	WOLTER Reinhold		Germany	1936	<b>1:03:04,2</b>	+20:31,1	240,00
DNS	9715	DEMERS Tiger		United States of America	1939	<b>DNS</b>		
<b>Race3 10km CT - Men Age Group 13</b>								
1.	9801	ROSSO ARTINO		Italy	1932	<b>1:11:19,2</b>	-	0,00
2.	9802	VERGNANO Carlo		Italy	1933	<b>1:48:47,2</b>	+37:28,0	240,00

Anzahl Teilnehmer: 60

# Masters World Cup 2025

## Ergebnisse AKs - Race 3 - 15 KM CT



Platz	Startnr.	Name	Nat.	Jg.	Zeit	Diff.	WMA-Punkte	
<b>Race 3 - 15 KM CT</b>								
<b>Race3 15km CT - Women Age Group 01</b>								
1.	101	BECKER Linda		Germany	1990	55:48,2	-	0,00
2.	105	DE WIT Tosca		Netherlands	1993	56:35,8	+0:47,6	8,54
3.	107	MURA Mathilde		France	1994	1:05:20,2	+9:32,0	102,50
4.	104	GALÅEN Hege		Norway	1994	1:10:49,8	+15:01,6	161,58
<b>Race3 15km CT - Women Age Group 02</b>								
1.	202	PRAGER Sabrina		Germany	1987	1:01:14,2	-	0,00
2.	201	GARIBALDI Lavinia		Italy	1987	1:05:13,2	+3:59,0	39,02
3.	203	SVIKSA Signe		Latvia	1989	1:16:43,5	+15:29,3	151,74
<b>Race3 15km CT - Women Age Group 03</b>								
1.	314	PFRANGER Susi		Switzerland	1982	56:13,0	-	0,00
2.	304	SKRBKOVA Lenka		Czech Republic	1982	59:16,8	+3:03,8	32,69
3.	315	CHAPUIS Raphaelae		France	1984	1:02:17,0	+6:04,0	64,74
DNS	307	FORSBERG Viktoria		Finland	1981	DNS		
DNS	312	BATTLES Cara		United States of America	1980	DNS		
<b>Race3 15km CT - Women Age Group 04</b>								
1.	404	FORSTNER Renate		Germany	1977	57:34,7	-	0,00
2.	408	TURGEON Genevieve		Canada	1976	1:10:32,9	+12:58,2	135,14
DSQ	411	VASYLENKO Olena		Ukraine	1979	DSQ		
DNS	403	HELKAMA Outi		Finland	1977	DNS		
<b>Race3 15km CT - Women Age Group 05</b>								
1.	503	KURONEN Jonna		Finland	1974	57:32,7	-	0,00
2.	516	BUHOLZER Silvia		Switzerland	1972	58:59,2	+1:26,5	15,03
3.	501	TALONEN Maarit		Finland	1972	1:01:23,2	+3:50,5	40,05
4.	506	SAVERAID Erika		United States of America	1974	1:02:35,0	+5:02,3	52,52
5.	508	BEAUCHAMP Coralie		Canada	1973	1:03:57,8	+6:25,1	66,92
6.	517	SEVANTO Sanna		United States of America	1974	1:11:24,8	+13:52,1	144,60
7.	511	PIETZCKER Manja		Germany	1972	1:13:28,9	+15:56,2	166,16
8.	512	BINDENGA Irene		Netherlands	1974	1:25:00,7	+27:28,0	240,00
DNS	509	SZOCS Amanda		Canada	1972	DNS		
DNS	513	KEIL Ramona		Austria	1974	DNS		
<b>Race3 15km CT - Women Age Group 06</b>								
1.	603	MUNUKKA Katri		Finland	1966	57:44,1	-	0,00
2.	601	MÜLLER Katrin		Germany	1969	58:43,6	+0:59,5	10,31
3.	605	DREXLER Kerstin		Germany	1965	1:00:32,5	+2:48,4	29,17
4.	606	MOHN Sidsel		Norway	1965	1:01:02,6	+3:18,5	34,39
5.	607	ENA Marjo		Finland	1968	1:04:10,4	+6:26,3	66,91
6.	614	ZALITE Elita		Latvia	1967	1:09:06,9	+11:22,8	118,27
7.	630	DELLI ZUANI Michela		Italy	1969	1:12:13,5	+14:29,4	150,58
8.	611	MCKELVEY Mary		United States of America	1968	1:12:22,5	+14:38,4	152,15
9.	621	KÁLIN Erika Rosa		Switzerland	1969	1:26:36,9	+28:52,8	240,00
10.	618	FISCHER Emily		United States of America	1968	1:38:15,3	+40:31,2	240,00
DNS	622	KRITZINGER Anna Maria		Austria	1965	DNS		
<b>Race3 15km CT - Women Age Group 07</b>								
1.	737	BOLSTAD Ragnhild		Norway	1964	59:06,4	-	0,00
2.	723	GAHNE Ingela		Sweden	1964	1:03:23,8	+4:17,4	43,54
3.	703	JANSKY Karola		Germany	1962	1:06:41,3	+7:34,9	76,96
4.	710	MOORS Christine		Germany	1964	1:10:39,8	+11:33,4	117,31
5.	711	BENTON Mindy		United States of America	1963	1:12:49,4	+13:43,0	139,23
6.	738	ENGLER Irene		Switzerland	1962	1:15:35,3	+16:28,9	167,32
7.	702	TEIGEN Jorunn		Norway	1961	1:16:28,1	+17:21,7	176,25
8.	714	CLASEN Merete		Denmark	1962	1:18:00,2	+18:53,8	191,83
9.	733	KERN Irene		Switzerland	1963	1:19:34,9	+20:28,5	207,85
10.	720	DE VRIES Dieuwke		Netherlands	1963	1:28:44,2	+29:37,8	240,00
11.	713	LAURÉN Pirjo		Finland	1962	1:33:52,9	+34:46,5	240,00
12.	734	MACLACHLAN Victoria		United States of America	1961	1:34:36,2	+35:29,8	240,00
13.	717	PROPP Eugenia		Germany	1960	1:41:08,0	+42:01,6	240,00

# Masters World Cup 2025



## Ergebnisse AKs - Race 3 - 15 KM CT

Platz	Startnr.	Name	Nat.	Jg.	Zeit	Diff.	WMA-Punkte
14.	732	LAMBERT CATHERINE	Australia	1961	<b>2:18:38,2</b>	+1:19:31,8	240,00
DSQ	708	RAHOZINA Tetiana	Ukraine	1964	<b>DSQ</b>		
DNS	709	OMAN Rosemary	Switzerland	1962	<b>DNS</b>		
DNS	739	DORPH Jette Ella Arendsch	Denmark	1964	<b>DNS</b>		

### Race3 15km CT - Women Age Group 08

1.	803	NIEMI Marianne	Finland	1956	<b>1:05:12,4</b>	-	0,00
2.	813	ZALISKO Oksana	Ukraine	1956	<b>1:12:22,8</b>	+7:10,4	66,00
3.	808	GALEN Bjrg	Norway	1957	<b>1:12:39,8</b>	+7:27,4	68,61
4.	807	ÖSTRÖM Eleonor	Sweden	1959	<b>1:14:43,9</b>	+9:31,5	87,65
5.	809	DAVIES Kathleen	Canada	1958	<b>1:14:50,7</b>	+9:38,3	88,68
6.	806	KACZMAREK Susan	Canada	1959	<b>1:15:20,9</b>	+10:08,5	93,32
7.	811	DEFEMME Anne	France	1959	<b>1:19:25,8</b>	+14:13,4	130,87
8.	823	CAMPOLI Gina	United States of America	1955	<b>1:26:02,8</b>	+20:50,4	191,76
9.	816	BAIC Ivanka	United States of America	1957	<b>1:33:55,7</b>	+28:43,3	240,00
DNS	802	BOWEN Magdalena	United States of America	1957	<b>DNS</b>		
DNS	814	WOLKERSTORFER Theresia	Austria	1956	<b>DNS</b>		
DNS	818	JACOBSEN Marita	Denmark	1959	<b>DNS</b>		
DNS	819	CHURCH Mary-Anne	Canada	1958	<b>DNS</b>		

### Race3 15km CT - Men Age Group 07

1.	7001	JÖRGER Gian	Switzerland	1964	<b>44:51,3</b>	-	0,00
2.	7004	ENGEL Yann	Switzerland	1960	<b>47:58,0</b>	+3:06,7	41,62
3.	7007	ALA-LAHTI Harri	Finland	1961	<b>48:02,7</b>	+3:11,4	42,67
4.	7027	HÄNNI Reto	Switzerland	1962	<b>48:17,9</b>	+3:26,6	46,04
5.	7003	SCHNEIDER Bernhard	Germany	1962	<b>48:20,7</b>	+3:29,4	46,67
6.	7017	BJERKRHEIM Tore	Norway	1963	<b>48:33,6</b>	+3:42,3	49,56
7.	7081	HARKESTAD Rune	United States of America	1964	<b>50:17,0</b>	+5:25,7	72,60
8.	7085	RACZ Stefan	Slovakia	1961	<b>50:45,3</b>	+5:54,0	78,90
9.	7103	BODENWINKLER Rolf	Switzerland	1964	<b>50:56,3</b>	+6:05,0	81,37
10.	7080	LIAKHOV Serhii	Ukraine	1963	<b>51:56,3</b>	+7:05,0	94,74
11.	7099	KURONEN Velimatti	Finland	1964	<b>52:32,0</b>	+7:40,7	102,71
12.	7066	MYLLYMAA Juha	Finland	1962	<b>52:40,9</b>	+7:49,6	104,67
13.	7023	WATKINS Martin	Great Britain	1962	<b>53:59,8</b>	+9:08,5	122,28
14.	7030	PROPP Jakob	Germany	1960	<b>54:26,5</b>	+9:35,2	128,21
15.	7028	HOPPE Hermann	Germany	1962	<b>55:00,7</b>	+10:09,4	135,86
16.	7038	VIHOLAINEN Reijo	Finland	1962	<b>55:30,5</b>	+10:39,2	142,48
17.	7026	ORZEL Mark	Canada	1962	<b>55:59,1</b>	+11:07,8	148,86
18.	7022	EHRENSPERGER Anton	Austria	1962	<b>56:55,0</b>	+12:03,7	161,33
19.	7032	MASSICOTTE Martin	Canada	1963	<b>56:58,4</b>	+12:07,1	162,09
20.	7091	INGLIN Hubert	Switzerland	1964	<b>57:07,1</b>	+12:15,8	164,02
21.	7059	VEREST Jos	Netherlands	1960	<b>57:12,2</b>	+12:20,9	165,16
22.	7025	WAICHLER Scott	United States of America	1961	<b>57:50,6</b>	+12:59,3	173,72
23.	7040	YOLTUKHOVSKYI Yrii	Ukraine	1962	<b>58:03,8</b>	+13:12,5	176,67
24.	7056	KOSHEWNIKOW Igor	Germany	1963	<b>58:06,5</b>	+13:15,2	177,28
25.	7031	BAROS Jiri	Czech Republic	1962	<b>58:10,2</b>	+13:18,9	178,10
26.	7037	ROHACEK Michal	Czech Republic	1961	<b>59:13,0</b>	+14:21,7	192,10
27.	7018	BRIDGFORD Lindsay	Australia	1962	<b>59:58,1</b>	+15:06,8	202,14
28.	7041	HEIN Sergej	Germany	1961	<b>1:00:26,6</b>	+15:35,3	208,50
29.	7033	EKSZTEROWICZ Thierry	France	1962	<b>1:00:26,9</b>	+15:35,6	208,58
30.	7039	SIMON Ewald	Germany	1962	<b>1:01:16,2</b>	+16:24,9	219,56
31.	7082	NEJROTTI Andrea	Italy	1960	<b>1:04:15,1</b>	+19:23,8	240,00
32.	7045	LEBEDEV Andrej	Germany	1963	<b>1:04:33,2</b>	+19:41,9	240,00
33.	7079	DONNAN Bruce	Australia	1963	<b>1:04:51,2</b>	+19:59,9	240,00
34.	7051	SEAY Kevin	United States of America	1963	<b>1:11:18,5</b>	+26:27,2	240,00
35.	7053	WEBER Jack	Switzerland	1961	<b>1:13:36,9</b>	+28:45,6	240,00
DNS	7050	OLENCHEK Dave	United States of America	1964	<b>DNS</b>		
DNS	7062	VINZENS Mario	Switzerland	1963	<b>DNS</b>		
DNS	7086	RUTUPS James	Australia	1961	<b>DNS</b>		
DNS	7090	JOHNSON Carl	Australia	1962	<b>DNS</b>		
DNS	7093	PAPST Hermann	Austria	1962	<b>DNS</b>		

### Race3 15km CT - Men Age Group 08

1.	8003	OTTO Steffen	Germany	1959	<b>50:58,8</b>	-	0,00
----	------	--------------	---------	------	----------------	---	------

# Masters World Cup 2025

## Ergebnisse AKs - Race 3 - 15 KM CT



Platz	Startnr.	Name	Nat.	Jg.	Zeit	Diff.	WMA-Punkte	
2.	8006	ENGLARO Gianpaolo		Italy	1956	51:11,5	+0:12,7	2,49
3.	8005	HAAS Erwin		Germany	1957	52:17,0	+1:18,2	15,33
4.	8002	VUERICH Daniele		Italy	1957	52:18,3	+1:19,5	15,60
5.	8014	SIMUNEK Jaromir		Czech Republic	1955	53:29,5	+2:30,7	29,56
6.	8075	STRANDLIE Audun		Norway	1959	53:56,4	+2:57,6	34,83
7.	8001	HYTÖNEN Jussi		Finland	1958	55:05,3	+4:06,5	48,36
8.	8020	DOLD Herbert		Germany	1955	55:46,0	+4:47,2	56,33
9.	8036	BARTKO Daniel		Slovakia	1956	55:46,4	+4:47,6	56,42
10.	8073	ILLOKKEN Olav		Norway	1959	55:47,2	+4:48,4	56,57
11.	8026	KIRBY Richard		United States of America	1959	56:11,0	+5:12,2	61,24
12.	8016	GAUVIN Andre		Canada	1957	56:11,1	+5:12,3	61,26
13.	8027	KOVARIK Oldrich		Czech Republic	1958	56:43,9	+5:45,1	67,70
14.	8034	MULLEN James		United States of America	1957	57:08,8	+6:10,0	72,57
15.	8022	KREMSER Karl		Germany	1955	57:43,6	+6:44,8	79,40
16.	8025	GOUY PAILLER Jacques		France	1957	57:52,0	+6:53,2	81,05
17.	8035	ILLMER Sebastian		Austria	1957	1:00:14,6	+9:15,8	109,03
18.	8064	BITZ Mark		United States of America	1957	1:00:31,9	+9:33,1	112,42
19.	8047	PETHYBRIDGE Wayne		Australia	1959	1:00:57,6	+9:58,8	117,45
20.	8044	JAKUBICKA Tomas		Czech Republic	1958	1:01:20,6	+10:21,8	121,97
21.	8037	EDER Ewald		Austria	1956	1:01:24,4	+10:25,6	122,72
22.	8032	WEIXLBAUMER Josef		Austria	1956	1:01:47,1	+10:48,3	127,16
23.	8045	SIARNIK Pavel		Slovakia	1959	1:02:09,8	+11:11,0	131,63
24.	8038	DUBOIS Marcel		Switzerland	1959	1:02:11,2	+11:12,4	131,89
25.	8076	DRAKE Barney		United States of America	1959	1:06:32,1	+15:33,3	183,08
26.	8019	SESKENS Leons		Latvia	1956	1:07:17,3	+16:18,5	191,94
27.	8043	JÖCKEL Manfred		Germany	1955	1:07:18,2	+16:19,4	192,11
28.	8051	HOLE Jay		United States of America	1958	1:08:01,9	+17:03,1	200,69
29.	8054	PINNEY Adam		Great Britain	1959	1:09:49,8	+18:51,0	221,84
DNS	8015	SCHLOSS Jeff		United States of America	1958	DNS		
DNS	8052	ŠTEKELS Ernests		Latvia	1957	DNS		
DNS	8066	AUNAN Tommy		United States of America	1959	DNS		
DNS	8069	ANDRIIEVSKYI Ivan		Ukraine	1956	DNS		
DNS	8072	PRUDDEN Terry		Australia	1959	DNS		
DNS	8078	A BUDGINAS J		Lithuania	1959	DNS		
DNS	8080	BOWEN David		United States of America	1956	DNS		




### Race3 15km CT - Men Age Group 09

1.	8605	STARON Vladimir		Slovakia	1951	54:55,9	-	0,00
2.	8617	BEAULIEU Gaetan		Canada	1954	55:00,6	+0:04,7	0,84
3.	8609	KRALLER Ferdinand		Germany	1951	55:03,1	+0:07,2	1,31
4.	8622	BERLANDA Silvano		Italy	1953	58:29,2	+3:33,3	38,82
5.	8601	KRISTIANSEN Tom morten		Norway	1950	58:29,3	+3:33,4	38,84
6.	8602	NISULA Leino		Finland	1951	59:06,6	+4:10,7	45,62
7.	8670	BUCHS Eduard		Switzerland	1951	1:01:11,0	+6:15,1	68,27
8.	8616	HAMILTON Stuart		Canada	1954	1:01:47,3	+6:51,4	74,88
9.	8625	TRÖSSE Lutz		Germany	1950	1:03:22,6	+8:26,7	92,23
10.	8613	JOHANSEN Erik		Norway	1951	1:04:35,0	+9:39,1	105,42
11.	8628	MALGIARITTA Edi		Switzerland	1952	1:06:34,8	+11:38,9	127,21
12.	8650	SAVCHUK Petro		Ukraine	1954	1:06:39,1	+11:43,2	128,00
13.	8640	CROZ Daniel		France	1953	1:07:04,8	+12:08,9	132,69
14.	8655	KOVALENKO Oleksandr		Ukraine	1952	1:08:15,1	+13:19,2	145,48
15.	8627	KRALOVEC Jiri		Czech Republic	1951	1:08:35,4	+13:39,5	149,17
16.	8666	HOFER Manfred		Switzerland	1954	1:09:16,6	+14:20,7	156,68
17.	8637	THUMM Helmut		Germany	1952	1:09:46,3	+14:50,4	162,08
18.	8639	NEUMANN Peter		Canada	1953	1:10:55,4	+15:59,5	174,67
19.	8649	KRITZINGER Hubert		Austria	1953	1:21:25,0	+26:29,1	240,00
20.	8671	STUA William		Italy	1952	1:22:35,5	+27:39,6	240,00
21.	8665	PUCHNER Chris		United States of America	1953	1:28:35,1	+33:39,2	240,00
22.	8645	HOSKING Nigel		Great Britain	1954	1:41:57,5	+47:01,6	240,00
DNF	8668	HOFMANN Heini		Switzerland	1952	DNF		
DNS	8621	WOLKERSTORFER Herbert		Austria	1954	DNS		
DNS	8626	VODOPIANYZHURAVEL Mykolo		Ukraine	1951	DNS		
DNS	8633	BELL Mike		Canada	1952	DNS		

# Masters World Cup 2025



## Ergebnisse AKs - Race 3 - 15 KM CT

Platz	Startnr.	Name		Nat.	Jg.	Zeit	Diff.	WMA-Punkte
DNS	8641	FRANZESE Lauro		Great Britain	1954	DNS		
DNS	8646	RUFFIEUX Leo		Switzerland	1952	DNS		
DNS	8647	STONOR Arne		Denmark	1952	DNS		

Anzahl Teilnehmer: 172

# Masters World Cup 2025

## Ergebnisse AKs - Race 3 - 20 KM CT








Platz	Startnr.	Name	Nat.	Jg.	Zeit	Diff.	WMA-Punkte	
<b>Race 3 - 20 KM CT</b>								
<b>Race3 20km CT - Men Age Group 01</b>								
1.	1001	BECKER Manuel		Germany	1990	<b>52:02,5</b>	-	0,00
2.	1013	HAMMER Simon		Switzerland	1994	<b>53:05,0</b>	+1:02,5	12,02
3.	1005	GOUGEON Alexis		Canada	1994	<b>1:02:30,3</b>	+10:27,8	120,64
4.	1004	TRIFUNOVIC Aleksandar		Germany	1990	<b>1:09:30,8</b>	+17:28,3	201,43
DNS	1003	PUIDA Janis		Latvia	1990	<b>DNS</b>		
<b>Race3 20km CT - Men Age Group 02</b>								
1.	2010	GÖTZ Daniel		Germany	1989	<b>51:54,1</b>	-	0,00
2.	2002	BERLESE Mattia		Italy	1988	<b>55:46,2</b>	+3:52,1	44,72
3.	2006	WILSON Brett		United States of America	1985	<b>57:28,9</b>	+5:34,8	64,51
4.	2003	HENNING Michael		Germany	1985	<b>58:15,3</b>	+6:21,2	73,45
DNS	2008	WENZL Ludwig		Germany	1987	<b>DNS</b>		
<b>Race3 20km CT - Men Age Group 03</b>								
1.	3001	RIEDL Peter		Germany	1981	<b>53:53,3</b>	-	0,00
2.	3029	MÜLLER Michael		Switzerland	1984	<b>54:54,8</b>	+1:01,5	11,40
3.	3004	BODNIEKS Valdis		Latvia	1983	<b>1:02:19,0</b>	+8:25,7	93,83
4.	3014	FONTAINE Marc-André		Canada	1980	<b>1:02:28,1</b>	+8:34,8	95,52
5.	3016	CAIRNS James		Great Britain	1982	<b>1:16:00,5</b>	+22:07,2	240,00
<b>Race3 20km CT - Men Age Group 04</b>								
1.	4001	MEISTER Markus		Germany	1976	<b>52:18,9</b>	-	0,00
2.	4002	HOLIGA Jan		Slovakia	1977	<b>52:20,7</b>	+0:01,8	0,35
3.	4006	DE LORENZO Nicola		Italy	1976	<b>55:52,7</b>	+3:33,8	40,86
4.	4010	VOGLER Michael		Germany	1977	<b>58:36,3</b>	+6:17,4	72,13
5.	4013	PULKKINEN Pertti		Finland	1979	<b>58:54,3</b>	+6:35,4	75,58
6.	4004	PELC Norbert		Czech Republic	1979	<b>1:00:22,9</b>	+8:04,0	92,50
7.	4014	PESTA Petr		Czech Republic	1975	<b>1:02:39,9</b>	+10:21,0	118,69
8.	4016	RICHTER Mike		Germany	1979	<b>1:07:26,1</b>	+15:07,2	173,40
9.	4022	BATE Simon		Great Britain	1979	<b>1:27:25,7</b>	+35:06,8	240,00
<b>Race3 20km CT - Men Age Group 05</b>								
1.	5002	TÖRMÄNEN Marko		Finland	1971	<b>53:27,9</b>	-	0,00
2.	5018	PFRANGER Hannes		Switzerland	1973	<b>56:47,7</b>	+3:19,8	37,37
3.	5045	SIMURDA Martin		Czech Republic	1972	<b>57:09,7</b>	+3:41,8	41,47
4.	5022	SIMARD Martin		Canada	1974	<b>58:48,9</b>	+5:21,0	60,03
5.	5048	TANNER Reto		Switzerland	1972	<b>1:00:24,9</b>	+6:57,0	77,98
6.	5037	OBRIST Christian		Austria	1974	<b>1:00:58,8</b>	+7:30,9	84,33
7.	5013	SIMURDA Richard		Czech Republic	1971	<b>1:01:29,0</b>	+8:01,1	89,98
8.	5043	SIDOROW Valeri		Germany	1971	<b>1:04:50,6</b>	+11:22,7	127,69
9.	5031	GOETTELMANN Philippe		France	1974	<b>1:20:45,1</b>	+27:17,2	240,00
10.	5029	DIETSCHKE Armin		Germany	1973	<b>1:21:35,3</b>	+28:07,4	240,00
DSQ	5033	CHAMBERLAND Jean		Canada	1973	<b>DSQ</b>		
DNS	5021	BYAR Christian		United States of America	1970	<b>DNS</b>		
<b>Race3 20km CT - Men Age Group 06</b>								
1.	6005	SCHÜTZ Walter		Italy	1965	<b>56:20,1</b>	-	0,00
2.	6004	LANGER Bernhard		Germany	1967	<b>56:24,4</b>	+0:04,3	0,75
3.	6008	PROVOD Ladislav		Czech Republic	1968	<b>56:52,8</b>	+0:32,7	5,79
4.	6028	BAUER Gerhard		Germany	1968	<b>57:58,6</b>	+1:38,5	17,47
5.	6032	ZÜRCHER Markus		Switzerland	1968	<b>1:00:18,8</b>	+3:58,7	42,36
6.	6057	SIMEON Walter		Switzerland	1969	<b>1:00:49,9</b>	+4:29,8	47,88
7.	6019	TEPLY Robert		Czech Republic	1967	<b>1:02:04,9</b>	+5:44,8	61,20
8.	6067	KERN Hans		Switzerland	1965	<b>1:02:34,6</b>	+6:14,5	66,46
9.	6030	GRANNAS Stefan		Finland	1969	<b>1:02:51,9</b>	+6:31,8	69,54
10.	6063	TEIGEN Runar		Norway	1967	<b>1:03:14,6</b>	+6:54,5	73,56
11.	6046	HARRIS Martin		Canada	1966	<b>1:06:25,9</b>	+10:05,8	107,53
12.	6041	HEINZ Andrei		Germany	1969	<b>1:06:40,6</b>	+10:20,5	110,14
13.	6070	KÜCHLER Hans		Switzerland	1969	<b>1:07:35,6</b>	+11:15,5	119,89
14.	6035	HOESS Anderl		Germany	1969	<b>1:09:41,1</b>	+13:21,0	142,17
15.	6047	ROY Christian		Canada	1967	<b>1:19:10,1</b>	+22:50,0	240,00
DNS	6007	LOSVIK Lars		Finland	1965	<b>DNS</b>		



# Masters World Cup 2025



## Ergebnisse AKs - Race 3 - 20 KM CT

Platz	Startnr.	Name		Nat.	Jg.	Zeit	Diff.	WMA-Punkte
DNS	6009	KANAVINS Ainis		Latvia	1968	DNS		
DNS	6020	HÄNGGI Martin		Switzerland	1968	DNS		
DNS	6022	GROTZ Michael		Germany	1965	DNS		
DNS	6031	DOWNING John		United States of America	1966	DNS		
DNS	6049	WALTER Kevin		United States of America	1968	DNS		

Anzahl Teilnehmer: 57